

Fact sheet | Innography

IP answers for business results

The decisions your team makes about what ideas to develop, what markets to enter, and how to protect your innovation are key to advancing your company's competitive advantage.

However, these decisions are often made without considering what patent data can tell you about technology trends, key innovators, and top competitors.

With the number of in force patents having increased nearly 70% over the last decade, a lack of consistency in company and inventor names used on global patent filings, and missing information, such as reassignments or changes in legal status, using patent data to inform commercial decisions is notoriously difficult.

"We wanted a single tool that could be used by our global community of researchers and patent experts. Ultimately Innography provided the richest capability set that would enable us to achieve our objectives."

Luc Petitpas
Patent Intelligence Manager, Pierre Fabre

Transform patent data into actionable business intelligence

Innography IP Intelligence software helps R&D, IP and strategy professionals at the world's most innovative companies capture the insights they need to advance their competitive advantage.

With Innography, patent data is normalized at a company-level, making it easy to search, analyze and compare your competitors, acquisition targets, or potential development partners.

Financial, trademark and patent litigation data are connected at the company level to provide a more complete picture.

This unique data structure, combined with Innography's AI-powered natural language search engine and visualization-driven analysis, helps users across the company capture the right insights with speed and confidence.

Capture the right insights to answer critical questions at every stage of the innovation life cycle



R&D: Drive higher ROI from innovation

- What ideas have the highest potential market value?
- What companies or inventors are leading in an emerging technology?
- What IP obstacles do we need to address early in our new product development project?



Intellectual Property Protection: Preempt risk and improve IP outcomes

- What inventions are most likely to receive patent protection?
- Who are the most litigious companies in our IP landscape?
- Are our competitors infringing our IP?



Strategy: Get an in-depth look at your competitors and acquisition targets

- How crowded are the technology categories we plan to enter?
- What new technologies are our competitors focusing on?
- What acquisition targets have IP that aligns to our business objectives?

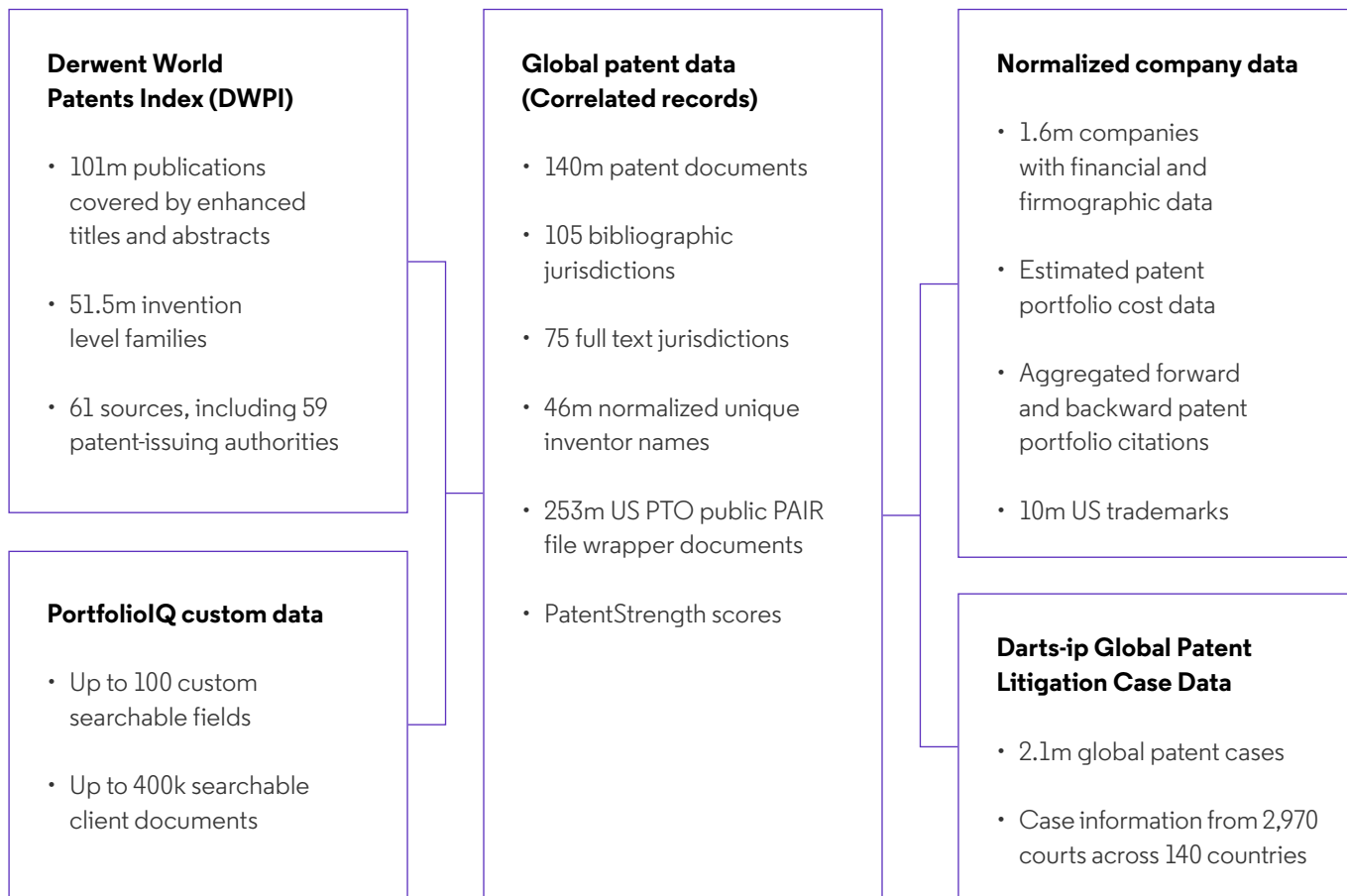


Licensing: Maximize the value of your IP assets

- What assets in my IP portfolio have the highest potential value?
- What companies are the highest potential licensing candidates?
- Where do we have opportunities for cross-licensing?

Better insights start with better data

Correlated, comprehensive, curated and enhanced global patent data and IP content



"Making information accessible and understandable via fresh visual formats can help to facilitate important conversations to support client decision making. Just a couple of clicks in Innography can take a complicated dataset and bring it to life."

Dr. Patrick Heckeler
Associate Patent Attorney, Bardehle Pagenberg

Collaborate closely and share insights broadly

Projects

Collaborate with other Innography users, organize and archive your research projects, or create self-maintaining IP landscapes.

Alerts

Monitor competitors' filing activities, applications, and technology categories that fit your search criteria. Send alerts to non-Innography users and internal subject matter experts for review based on your routing rules.

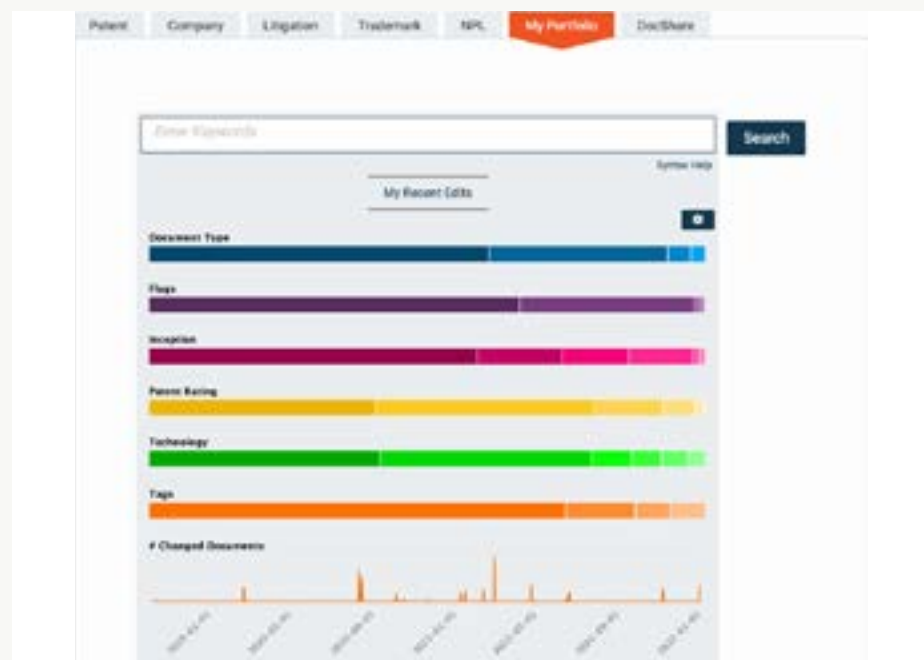
PortfolioIQ Client Documents

Generate records from your company's internal technical publications that can be accessed with Innography searches or alerts, extending your company's institutional knowledge across your organization.

PortfolioIQ Custom Fields

Categorize, search, filter and visualize patent documents consistently across your organization using structured fields – by importance, risk, technology taxonomy, encumbrance, or any other data field.

PortfolioIQ provides structured data for searching, analyzing, and visualizing your company documents alongside global patent publications.



Simple workflows and reliable insights: you don't have to choose

Automated Playbooks

Quickly find answers for 9 common patent analysis workflows – from infringement detection to portfolio analysis.

3-Generation Citation Mining

Easily navigate a citation tree of three levels of forward and backward cites from an original publication.

Project labels

Apply labels to patents to categorize documents, search labels, and analyze intersections between data sets.

CustomStrength

Create your own patent metrics from available data fields to rank, sort and graph your results.

Prosecution Metrics

Assess the probability of grant with an interview, appeal, and RCE by examiner, art unit and the USPTO overall.

Prosecution metrics help you analyze probability by examiner, art unit and USPTO overall at every stage



The right visualizations for converting data to insights

100+ dynamic visualizations

Create customized graphs and heat maps from over 20 data fields or using your own custom fields.

Text clustering and terrain visualizations

Use a powerful semantic engine to arrange your results by topic, making it easy for you to see relationships in your results and drill down to specific technology clusters.

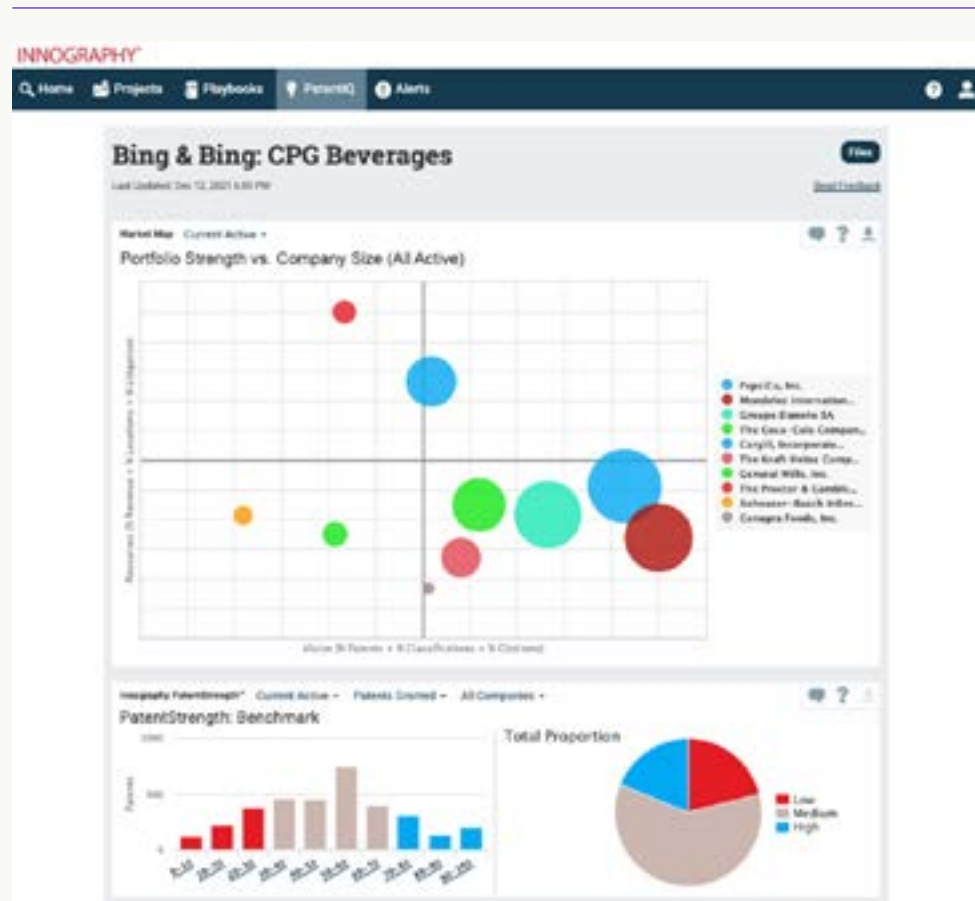
Presentation Export

Provides up to 20 commonly used visualizations and descriptions in a single, on demand PowerPoint export.

PatentIQ dashboards

Share dynamic, customizable dashboards for a specific company, market or technology category with non-Innography users.

PatentIQ dashboards let you create customizable dashboards to share insights with stakeholders



Stay ahead with Innography

Innography provides the actionable intelligence the world's most innovative companies rely on to advance their competitive advantage.

To learn more about how Innography can shorten your time to insight and help your team make higher confidence decisions, visit clarivate.com/products/ip-intelligence

Contact our experts today:

+1 215 386 0100 (U.S.)

+44 (0) 20 7433 4000 (Europe)

clarivate.com