

Search, filter, and analyze results

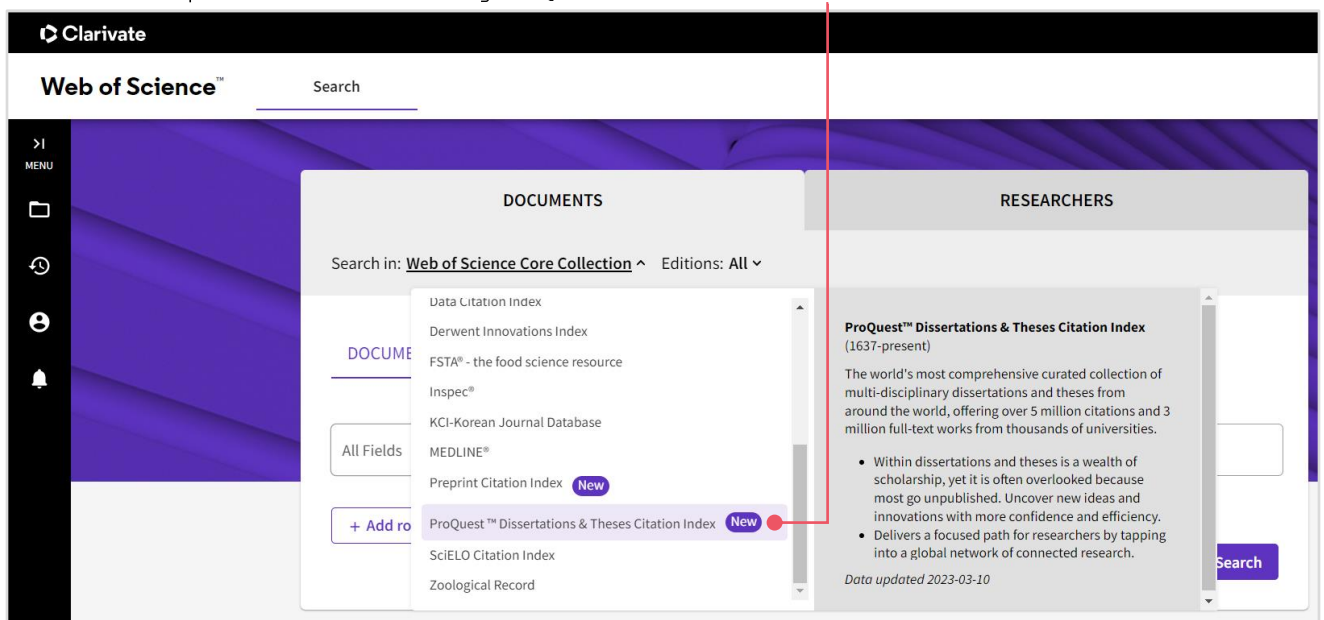
ProQuest Dissertations & Theses Citation Index on the Web of Science

The ProQuest™ Dissertations & Theses Citation Index is a standalone database on the Web of Science platform that provides discovery of records sourced from ProQuest Dissertations & Theses (PQDT).

Research has shown that the majority of experimental details, innovative methodologies, and comprehensive datasets found in dissertations and theses do not make their way into the published literature. With the addition of ProQuest Dissertations & Theses Citation Index to the Web of Science platform, we are broadening the view of each research field and making it easier to locate innovative research that was never published in a scholarly journal.

Search

1. On the Web of Science Documents search, search the ProQuest Dissertations & Theses Citation Index by opening the Search in drop down menu and choosing **ProQuest™ Dissertations & Theses Citation Index**.

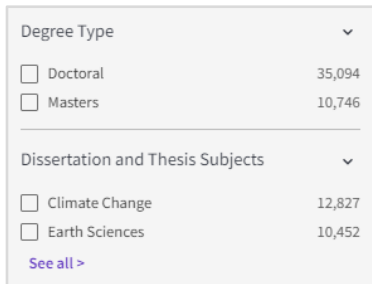


2. Run your search.

Filter

3. On the Results page, **select filters** you want to include.

- a. **Degree type** and **Dissertation and Theses Subjects** are unique to the ProQuest Dissertations & Theses Citation Index. Dissertation and Theses Subjects matches indexing from ProQuest Dissertations and Theses.



Degree Type

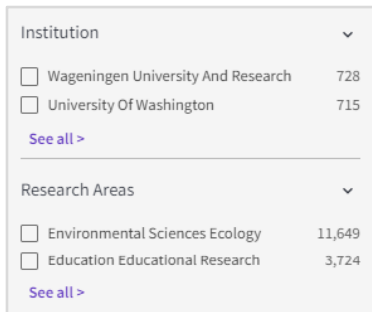
<input type="checkbox"/> Doctoral	35,094
<input type="checkbox"/> Masters	10,746

Dissertation and Thesis Subjects

<input type="checkbox"/> Climate Change	12,827
<input type="checkbox"/> Earth Sciences	10,452

[See all >](#)

- b. The **Institution** filter refers to the institution that awarded the degree for the thesis or dissertation.



Institution

<input type="checkbox"/> Wageningen University And Research	728
<input type="checkbox"/> University Of Washington	715

[See all >](#)

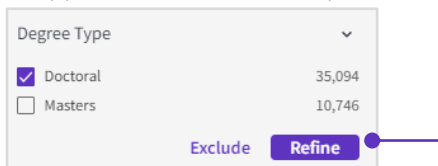
Research Areas

<input type="checkbox"/> Environmental Sciences Ecology	11,649
<input type="checkbox"/> Education Educational Research	3,724

[See all >](#)

- c. You can also use filters common to the Web of Science, such as **Research Areas**.

4. To apply your selected filters, press a **Refine** button.




Degree Type

<input checked="" type="checkbox"/> Doctoral	35,094
<input type="checkbox"/> Masters	10,746

[Exclude](#) [Refine](#)

View full text

5. If your institution subscribes to ProQuest Dissertations and Theses, you can access the full text of a thesis or dissertation by clicking on **View Full Text on ProQuest** from the results or full record pages.



1 **Dissertation or Thesis**
 Understanding Attitude Extremity in Climate Change Domsday Believers
[Kim, Soo Yun](#)
 2022 | The University of Wisconsin - Madison
 The primary purpose of this study is to understand what leads people to hold climate change attitude concerns, Study 1 found that age (older), gender
[View Full Text on ProQuest](#) ...

[View Full Text on ProQuest](#)

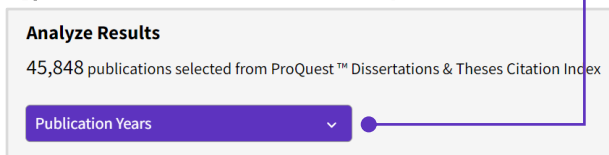
Understanding Attitude Extremity in Climate Change Believers
 By: Kim, Soo Yun (Kim, Soo Yun)
 The University of Wisconsin - Madison
 Published: 2022
 Indexed: 2023-05-22

Analyze Results

- You can analyze and view visualizations for your search results by clicking **Analyze Results** next to the search box at the top of the results page.

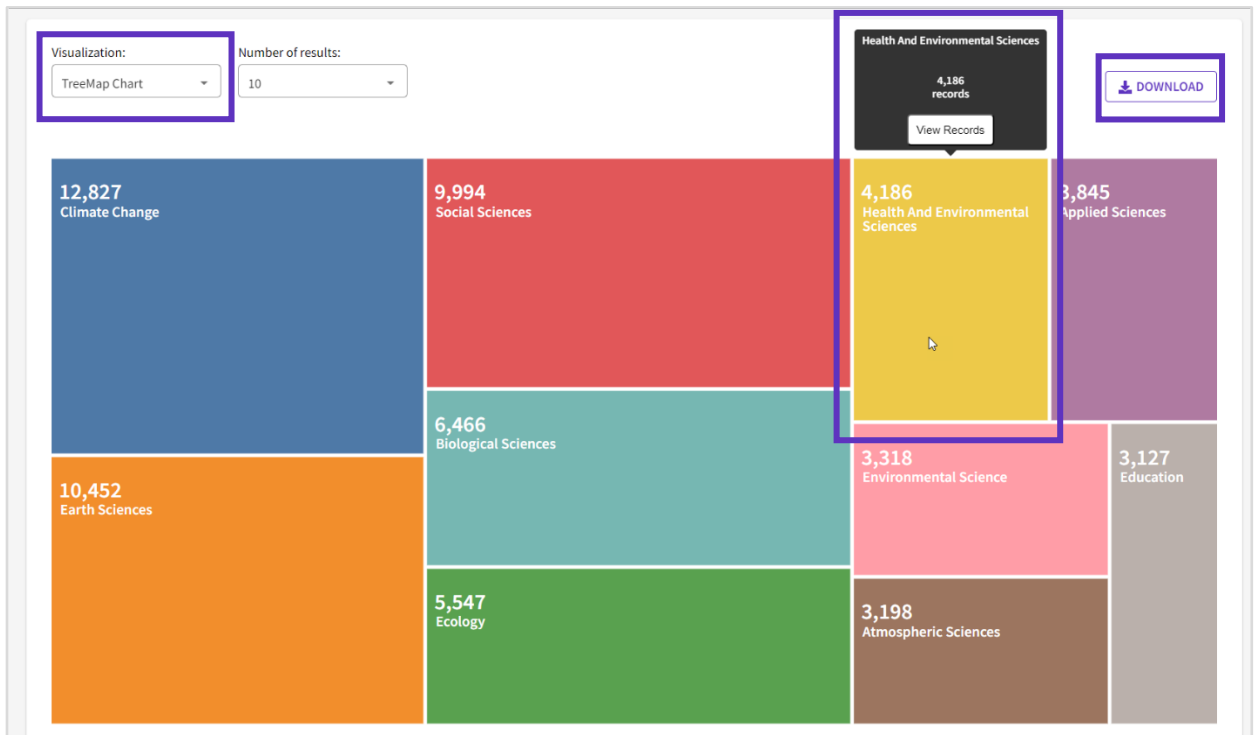


- At the top of the Analyze Results page, open the drop-down menu to select one of the options, such as **Degree Type, Dissertation and Thesis Subjects, Institution,** or **Research Areas.**



- After you select an option, you can interact with and download visualizations, such as this example showing **Dissertation and Thesis Subjects.**

- When you click on one of the boxes in a TreeMap chart, you'll see an option to View Records.
- You can also change the type of Visualization.



9. Further down the page, you can view and download the same data in a table format.

Showing out of 5,681 entries
536 record(s) (1.169%) do not contain data in the field being analyzed

Select All <input type="checkbox"/>	Field: Dissertation and Thesis Subjects	Record Count	% of 45,848
<input type="checkbox"/>	Climate Change	12,827	27.977%
<input type="checkbox"/>	Earth Sciences	10,452	22.797%
<input type="checkbox"/>	Social Sciences	9,994	21.798%
<input type="checkbox"/>	Biological Sciences	6,466	14.103%
<input type="checkbox"/>	Ecology	5,547	12.099%
<input type="checkbox"/>	Health And Environmental Sciences	4,186	9.130%
<input type="checkbox"/>	Applied Sciences	3,845	8.386%

Find Help



Click the **Help** button on any page in the Web of Science to access Resources and Updates, including guided tours with detailed in-product walkthroughs, search tips, and examples.

View the [learning portal](#) for the Web of Science Platform.

Contact [Support](#) or read [support articles](#).