

Add dissertation or thesis to your Researcher Profile

ProQuest Dissertations & Theses Citation Index on the Web of Science

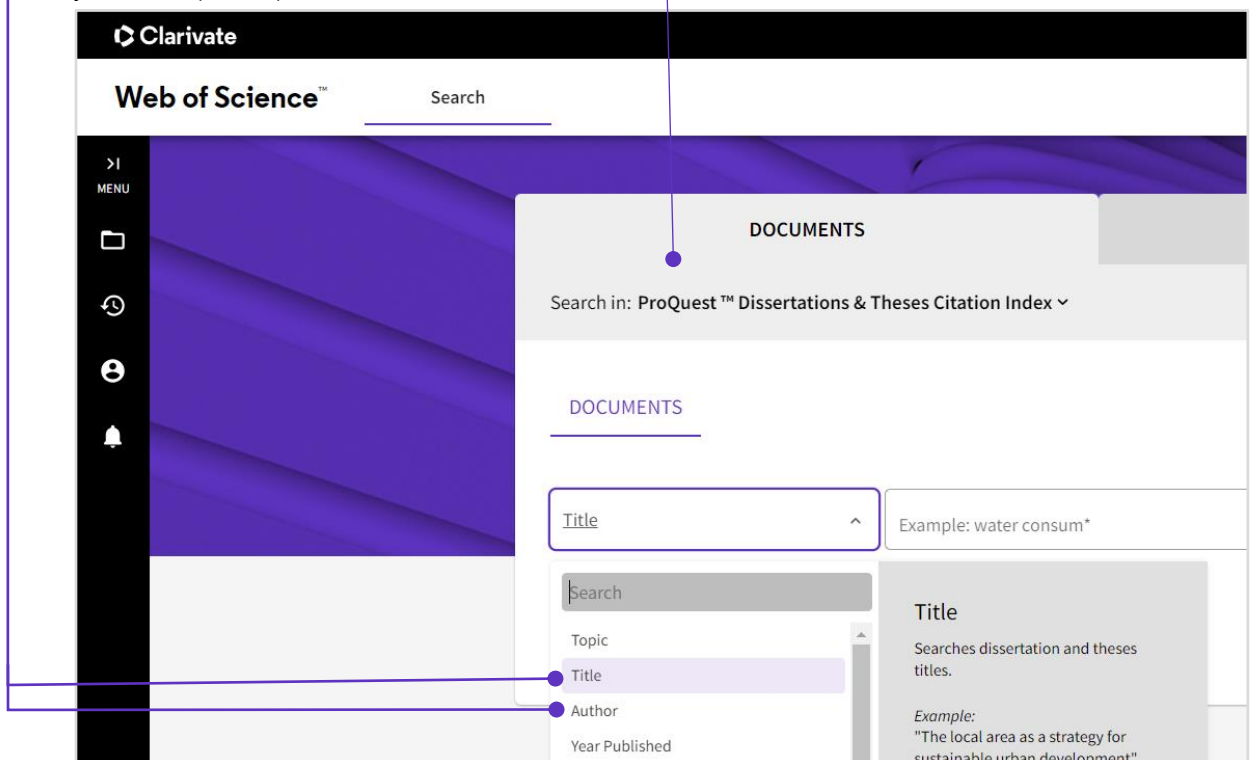
The ProQuest™ Dissertations & Theses Citation Index on the Web of Science platform provides the opportunity to add your dissertation and/or thesis to your Researcher Profile in just a few steps.

Note: your institution must have access to ProQuest Dissertations & Theses Citation Index to complete these steps.

Search for your dissertation or thesis

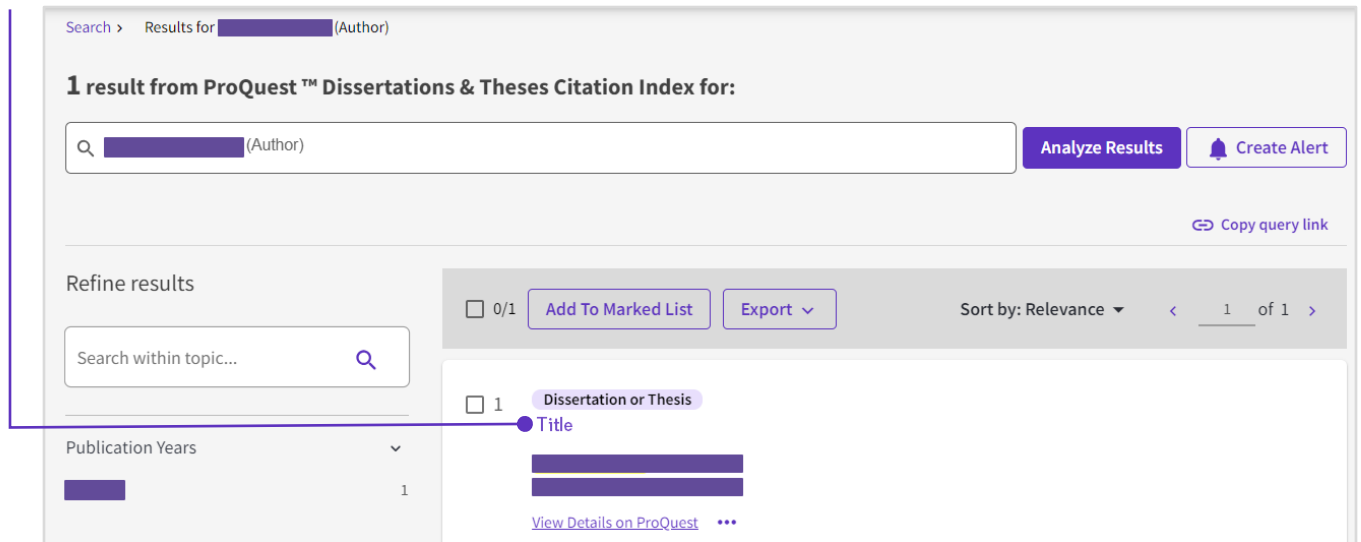
1. **Open** [ProQuest Dissertations & Theses Citation Index Document search](#).
2. **Search** either by

- a. title of your dissertation or thesis (Title)
- b. your name (Author)



Open details and add to profile

3. **Open details** for your dissertation or thesis by clicking on its **title**.



Search > Results for [redacted] (Author)

1 result from ProQuest™ Dissertations & Theses Citation Index for:

Q [redacted] (Author) [Analyze Results](#) [Create Alert](#)

[Copy query link](#)

Refine results

Search within topic... [Q](#)

Publication Years [redacted] 1

0/1 [Add To Marked List](#) [Export](#) Sort by: Relevance < 1 of 1 >

1 [Dissertation or Thesis](#)

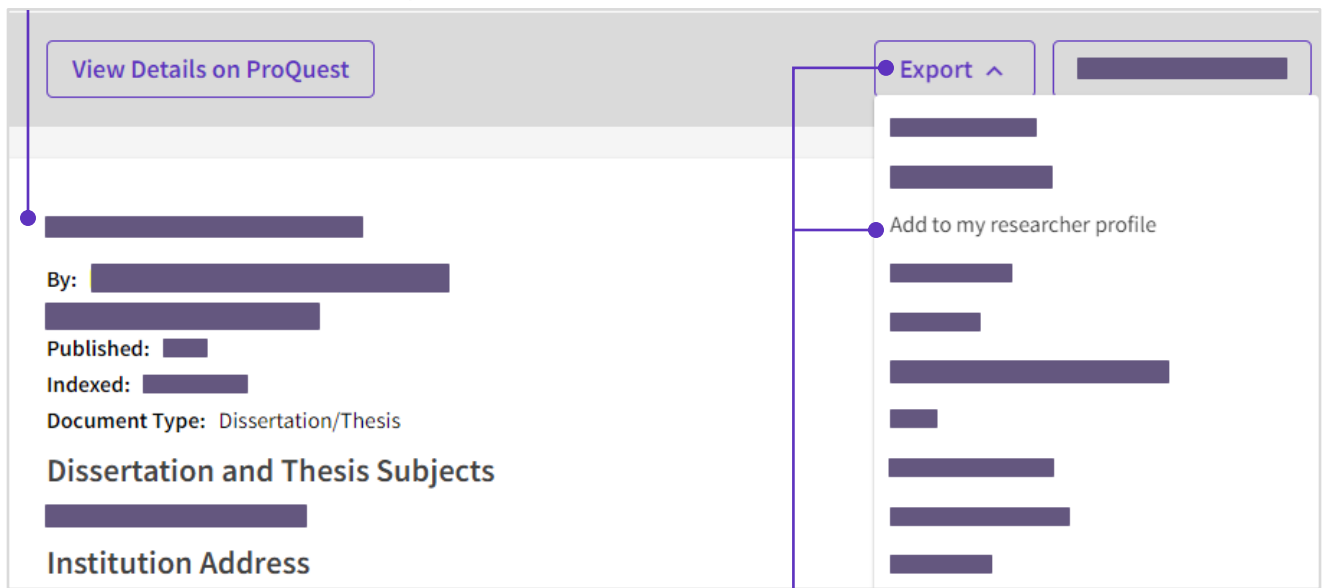
Title

[redacted]

[redacted]

[View Details on ProQuest](#) ...

4. Scan the details to confirm that this is your dissertation or thesis.



[View Details on ProQuest](#)

[Export](#) ^

[Add to my researcher profile](#)

[redacted]

[redacted]

By: [redacted]

[redacted]

Published: [redacted]

Indexed: [redacted]

Document Type: Dissertation/Thesis

Dissertation and Thesis Subjects


[redacted]

Institution Address

[redacted]

5. Expand the **Export** drop down menu and choose **Add to my researcher profile**.

6. Enter your **email address** to sign in if you already have an account or to continue to register.

✕

Continue on to claim your record

Start by providing email address that you would like to register with, so we can help you find all your publications.

Email Address

[Sign In if you have an account](#)

[Continue to register](#)

7. Once you are signed in, **check the box** to certify that you authored the selected publication and then press **Add to researcher profile** to finish the process.

Add publication to your researcher profile

✕

Track your publications, citation metrics, peer reviews, and journal editing work on your profile.

1 publication selected

I certify that I have authored the selected publication.

*Required

[Add to researcher profile](#)

Find help



Click the **Help** button on any page in the Web of Science to access Resources and Updates, including guided tours with detailed in-product walkthroughs, search tips, and examples.

View the Authors section of the [learning portal](#) for the Web of Science Core Collection.

Contact [Support](#) or read [support articles](#).