



Web of Science

EXTERNAL RELEASE DOCUMENTATION

Web Services 5.25

Nina Chang

Product Release Date: June 25, 2017

RELEASE OVERVIEW

The following features are planned for the Web of Science on June 25, 2017. This document provides information about each of the features included in this release. If you have any questions, please contact: Nina Chang, Product Manager, Web of Science, at nina.chang@clarivate.com.

FEATURES

Modernized discovery workflows:

- Redesigned user experience to select a database and type of search
- Redesigned Search Results Refine Panel and navigation
- New Google Chrome browser extension for Web of Science Topic Search

Enriched analytics workflows:

- Redesigned Citation Report
- Output up to 5000 mini-records (Fast 5k export)
- New output fields for open access and Hot and Highly Cited Papers
- Store up to 50,000 records in a Marked List

Expanded and updated data:

- Expanded data citation integration and citation counts
- Journal Citation Report update

Improved product quality:

- Improved accessibility
- Rebranding to Clarivate Analytics
- Sunset Citation Map

Browser support

Operating Systems:

- WIN 7 – Recommended
- Mac 10.9 – Recommended

Browsers for WIN:

- Google Chrome 45 – Fully Supported
- Firefox 47 – Fully Supported
- IE 11 – Fully Supported

Browsers for Mac:

- Safari 10.X - Recommended
- Firefox 47 – Fully Supported

Note: WIN 7 is the only supported operating system compatible with IE 11.

Note: Google Chrome 45 no longer supports Java Applets, which are used for Web of Science Structure Search, and Derwent Innovation Index Compound Search. If you are experiencing a problem, please switch to either Firefox or Internet Explorer (version 9 and above).

Modernized discovery workflows

Select a database

To make it easier for users to search all of their subscribed content, Web of Science has redesigned the search screens to make it easier to select which content should be searched. The clickable orange chevron has been replaced by a clearly labelled dropdown list of all available databases. Users may scroll through the list of available databases and change the content set being searched by selecting one from the list. Visual notification of the currently selected database is provided via blue highlighting and bold text.

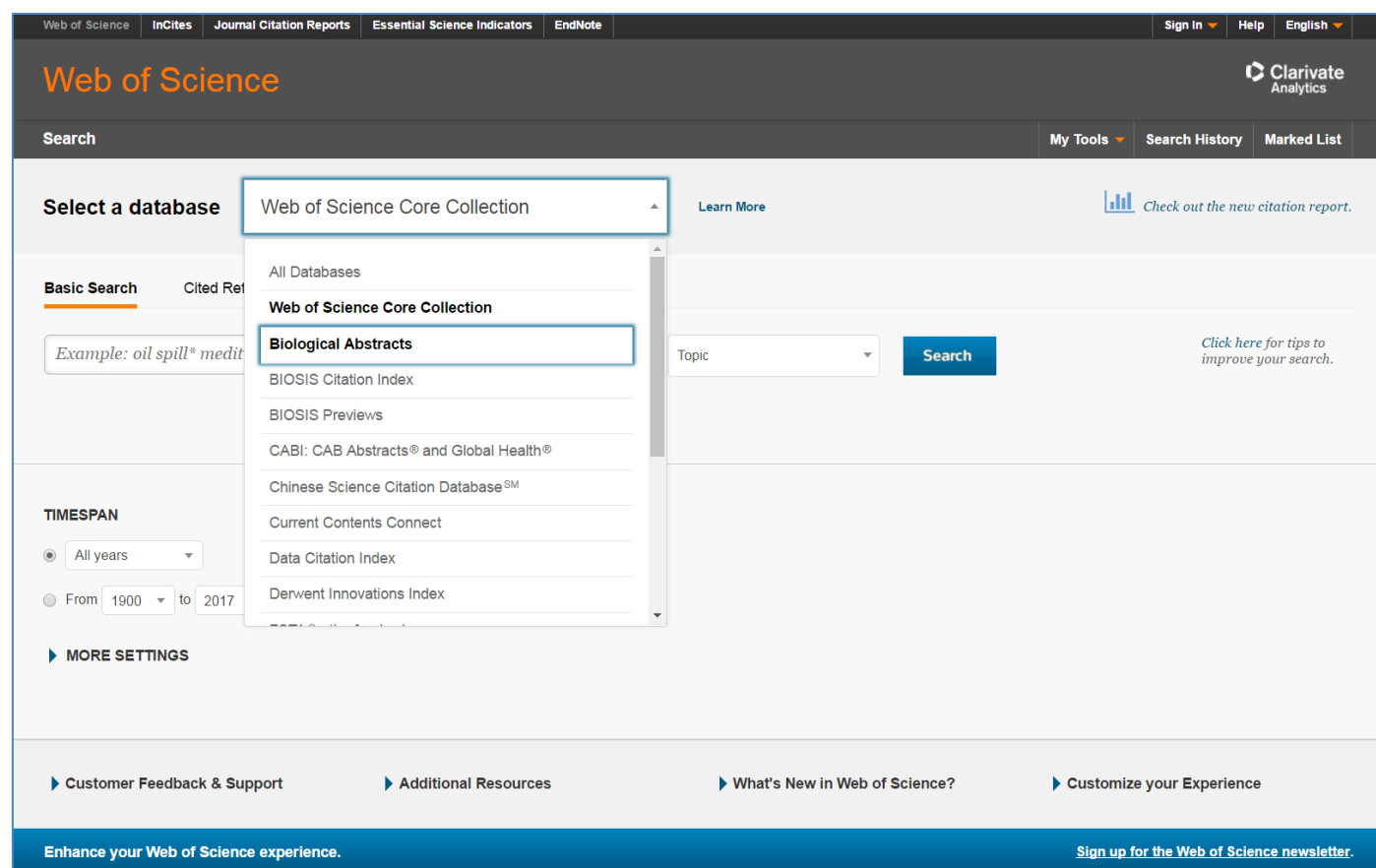


Figure 1: New clearly labelled Select a database makes it easier to access all subscribed content. (For illustration purposes only)

To help users understand which datasets may be most relevant, a Learn More link that offers a short description of the databases has been added to the right of the dropdown box.

The screenshot displays the 'Subscribed Databases' section of the Web of Science interface. At the top, there is a navigation bar with links to 'Web of Science', 'InCites', 'Journal Citation Reports', 'Essential Science Indicators', and 'EndNote'. The 'Web of Science' logo is prominently displayed on the left, and 'Clarivate Analytics' is on the right. Below the navigation bar, there is a search bar and links for 'My Tools', 'Search History', and 'Marked List'. The main content area is titled 'Subscribed Databases' and features a 'Select a database' dropdown menu set to 'All Databases'. To the right of the dropdown is a 'Learn More' link. Below this, a list of databases is presented in two columns. Each database entry includes its name, a brief description, and a 'Learn More' link. The databases listed are: All Databases, Web of Science Core Collection (1900-present), Data Citation Index (1900-present), Derwent Innovations Index (1963-present), FSTA® - the food science resource (1969-present), Inspec® (1898-present), KCI-Korean Journal Database (1980-present), and Biological Abstracts (1926-present).

Figure 2: By clicking Learn More to the right of Select a database, users can see a complete description of all available databases. *(For illustration purposes only)*

Specialty search visibility

Web of Science offers different search interfaces to best suit the user's needs. In addition to Basic Search, users may also wish to use Cited Reference Search to discover how an idea or innovation has evolved over time by identifying all subsequent publications that were influenced by it; Advanced Search to enter complex queries using 2-letter field codes and then combine sets; and Author Search for a step-by-step process to find all publications by a specific author.

To make these other search interfaces more accessible, Web of Science has exposed these specialty searches more prominently. Instead of clicking on the blue downward chevron to change to a specialty search interface, the user can select a new search from options presented on the page.

Search

Select a database Web of Science Core Collection [Learn More](#)

Basic Search Cited Reference Search Advanced Search + More

schaffer alejandro Author **Search**

+ Add Another Field | Reset Form [Select from Index](#)

Figure 3. Additional specialty search interfaces now prominently available from Basic Search. All searches available on demand by clicking +More. (For illustration purposes only)

Please note that the number of search interfaces vary based on the content set. Most will have a Basic and Advanced Search, and the citation indexes will also have a Cited Reference Search. If the database has more than three searches available, the additional options may be accessed on demand by clicking on the “+ More” button. Some specialty search interfaces such as Chemical or Structure search are only available to subscribers of the chemical indexes in Web of Science Core Collection and Derwent's Innovation Index.

Redesigned search results refine panel and navigation

The refine panel has been updated to highlight the most frequently used and useful refine fields on the search result page. Customers who subscribe to Essential Science Indicators have easier access to the Hot and Highly Cited papers by moving the option to the top and highlighting with icons.

Refine Results

Search within results for...

Filter results by:

- ☐ Highly Cited in Field (98) 🏆
- ☐ Hot Papers in Field (6) 🔥

Publication Years

- ☐ 1999 (32)
- ☐ 2001 (31)
- ☐ 2014 (29)
- ☐ 2002 (29)
- ☐ 1996 (28)

[more options / values...](#)

Refine

Highly Cited Papers received enough citations as of January/February 2017 to place them in the top 1% of their academic fields based on a highly cited threshold for the field and publication year.

Data from *Essential Science Indicators*™

Close Window

NATURE Volume: 409 Issue: 6822 P
Full Text from Publisher

2. **Gene set enrichment analysis: A k expression profiles**

By: Subramanian, A; Tamayo, P; Mootha
PROCEEDINGS OF THE NATIONAL
Volume: 102 Issue: 43 Pages: 15545
Full Text from Publisher

ancer:
ayo, P; e
5439
sher
parative
By: Waterston, RH, Lindblad-Toh, K; Birn
Group Author(s): Mouse Genome Sequ
NATURE Volume: 420 Issue: 6915 P
Full Text from Publisher

Figure 4. Hot and Highly Cited papers streamline the discovery process by sharing the most impactful papers within a result set. (For illustration purposes only)

The remaining refine options have been re-organized to expose the most frequently used and useful fields. Within Web of Science Core Collection, key refine options such as Publication Year, Web of Science Category, Document Type, and Organization Enhanced are presented at the top of the panel with the top values open. Other frequently used fields such as Funding Agency, Open Access, and Author follow with all refine options available on demand by clicking “View all options.”



Figure 5. Refine options expose the most useful options with easy access to all option by clicking “View all options.” (For illustration purposes only)

A new refine option has been introduced in Web of Science Core Collection that allows users to filter results based on the specific index they belong to—Science Citation Index Expanded, Social Science Citation Index, Arts & Humanities Citation Index, etc.

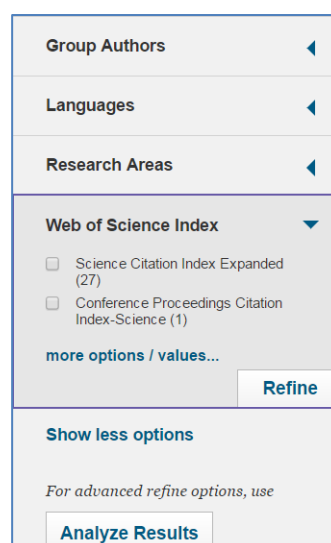



Figure 6. Within Web of Science Core Collection, a new refine option allows users to refine results based on a specific index. (For illustration purposes only)

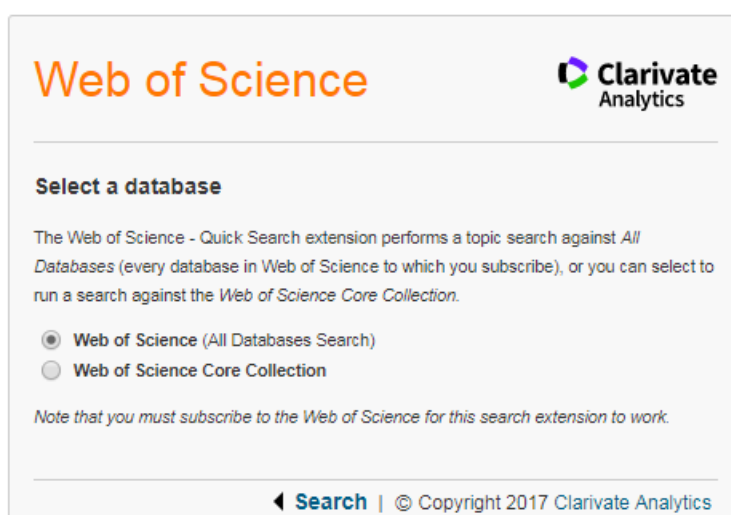
Google Chrome browser extension for Web of Science topic search

A new Google Chrome Browser extension that allows subscribers to the Web of Science to quickly and easily trigger a **topic** search against All Databases or the Web of Science Core Collection is now available. The search will include all content available based on the user's or the user's institution's subscription. Search results are displayed in a new tab in the Web of Science. Usage for this extension will be counted toward the user's institution's subscription usage of the Web of Science.



If you use Google Chrome, you are encouraged to [click here](#) to add this extension to your browser.

The default search for the extension is an All Database search, but clicking on “Settings” allows the user to change the default search selection.



Enriched analytics workflows

Redesigned Citation Report

Web of Science has improved user experience for one of the most used features—the Citation Report, which details the level of activity and impact for a specific dataset up to 10,000 records by calculating key metrics such as total number of publications, total number of citations per year (with and without self-citations), h-index, and average number of citations per item. By providing a new modern visualization for assessing research impact, a researcher has an easier way to report on their output and impact for their publications. New tiles view brings added attention to the key metrics, with explanatory text on demand.

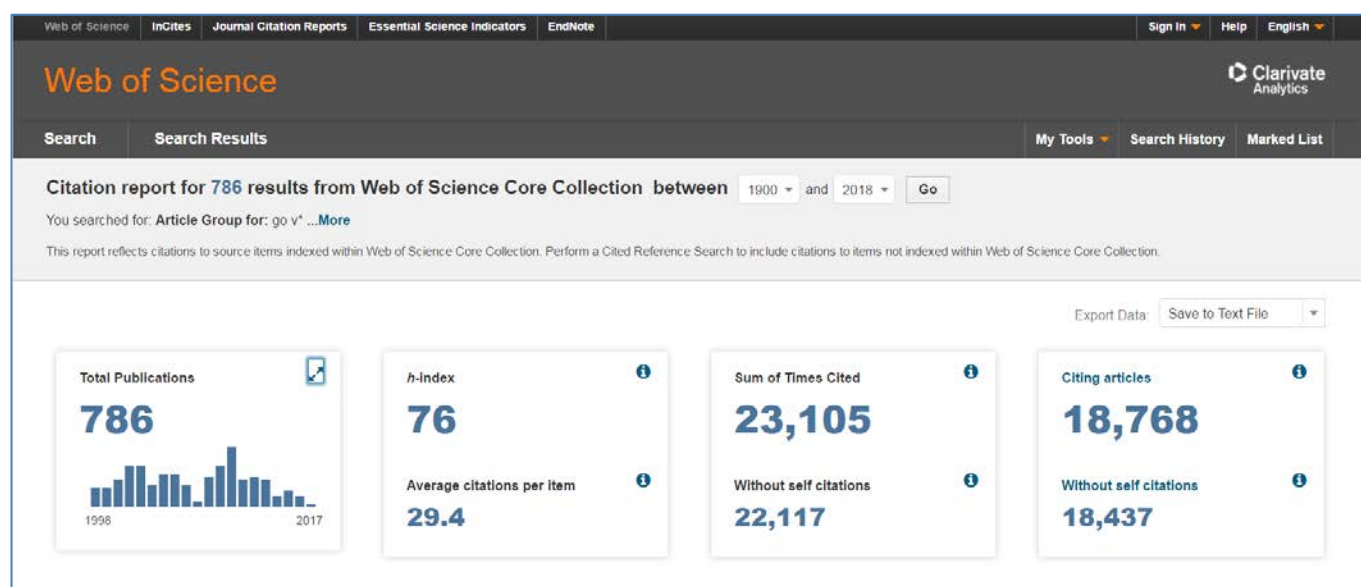


Figure 7. Key metrics from the Citation Report are presented in new, easy to read tile format with explanations on demand by clicking on informational i icon. (For illustration purposes only)

Click on the arrow to expand the graph to have more opportunity to interact with the data. From the expanded graph, see the exact number of citations or publications for specific years by mousing over the graph.

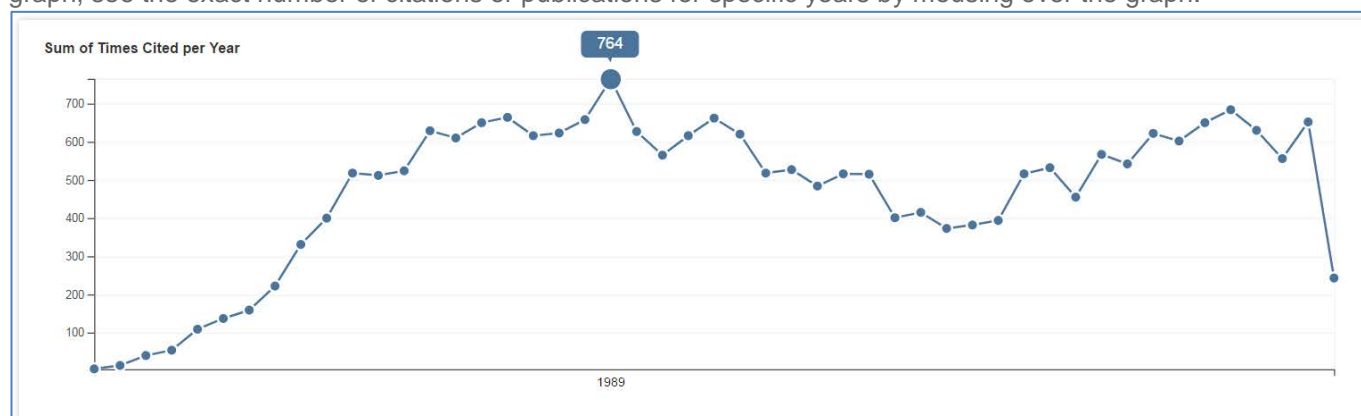


Figure 8. See the exact number of citations or publications for specific years by mousing over the graph. (For illustration purposes only)

To see how subsequent publications were influenced, click on Citing Items (available with and without self-citations) to discover the latest research based on this dataset.

Web of Science

Search Search Results

Total Citing Articles: 5,982
(from Web of Science Core Collection)

You searched for: Article Group for: garfield e* ...More

Refine Results

Search within results for...

Sort by: Times Cited -- highest to lowest

1. The structure and function of complex networks
By: Newman, MEJ
SIAM REVIEW Volume: 45 Issue: 2 Pages: 167-256 Article Number: PII S0036144502003

2. Authoritative sources in a hyperlinked environment
By: Kleinberg, JM

Figure 9. Access the articles influenced by the current dataset by clicking Citing articles from Citation Report to see how an idea has evolved over time. (For illustration purposes only)

Details of the complete dataset, including a breakdown of number of citations per article per year and the average number of citations, are available underneath the graphs. Users can limit the date range of the set to tailor the report to specific needs.

						2014	2015	2016	2017	2018	Total	Average Citations per Year
Use the checkboxes to remove individual items from this Citation Report						490	533	525	176	0	9920	155.00
or restrict to items published between 1900 and 2018 Go						54	60	75	19	0	1303	28.33
<input type="checkbox"/>	1.	CITATION ANALYSIS AS A TOOL IN JOURNAL EVALUATION - JOURNALS CAN BE RANKED BY FREQUENCY AND IMPACT OF CITATIONS FOR SCIENCE POLICY STUDIES				74	75	61	14	0	899	14.27
		By: GARFIELD, E SCIENCE Volume: 178 Issue: 4060 Pages: 471-+ Published: 1972				60	104	93	37	0	805	67.08
<input type="checkbox"/>	2.	CITATION INDEXES FOR SCIENCE - NEW DIMENSION IN DOCUMENTATION THROUGH ASSOCIATION OF IDEAS				19	33	29	13	0	342	18.00
		By: GARFIELD, E SCIENCE Volume: 122 Issue: 3159 Pages: 108-111 Published: 1955				5	8	11	1	0	286	13.00
<input type="checkbox"/>	3.	The history and meaning of the journal impact factor				27	29	27	7	0	281	7.21
		By: Garfield, E JAMA-JOURNAL OF THE AMERICAN MEDICAL ASSOCIATION Volume: 295 Issue: 1 Pages: 90-93 Published: JAN 4 2006										
<input type="checkbox"/>	4.	Journal impact factor: a brief review										
		By: Garfield, E CANADIAN MEDICAL ASSOCIATION JOURNAL Volume: 161 Issue: 8 Pages: 979-980 Published: OCT 19 1999										
<input type="checkbox"/>	5.	How can impact factors be improved?										
		By: Garfield, E BRITISH MEDICAL JOURNAL Volume: 313 Issue: 7054 Pages: 411-413 Published: AUG 17 1996										
<input type="checkbox"/>	6.	IS CITATION ANALYSIS A LEGITIMATE EVALUATION TOOL										
		By: GARFIELD, E SCIENTOMETRICS Volume: 1 Issue: 4 Pages: 359-375 Published: 1979										

Figure 10. Full bibliographic details of the data set, including number of citations per article per year and the average number of citations are available at the end of the report (For illustration purposes only)

Output up to 5,000 mini-records

Web of Science now offers the ability to output up to 5,000 mini-records at one time for users who have personalized. To access this feature, please click on the 5K icon available from the top of search result pages or from Marked List. If a user has not already created a personalized account or signed into their personal account, they will be asked to do so before proceeding. This streamlined data export makes it easy to output data efficiently by preselecting the key fields of Author, Title, and Source so that the only decision a user has to make is which of the two tab-delimited formats (Mac or Windows) best suits their needs. Please note that Google reCAPTCHA is in use to prevent unauthorized data harvesting by robots and users may be asked to prove that they are human by correctly solving a visual challenge.

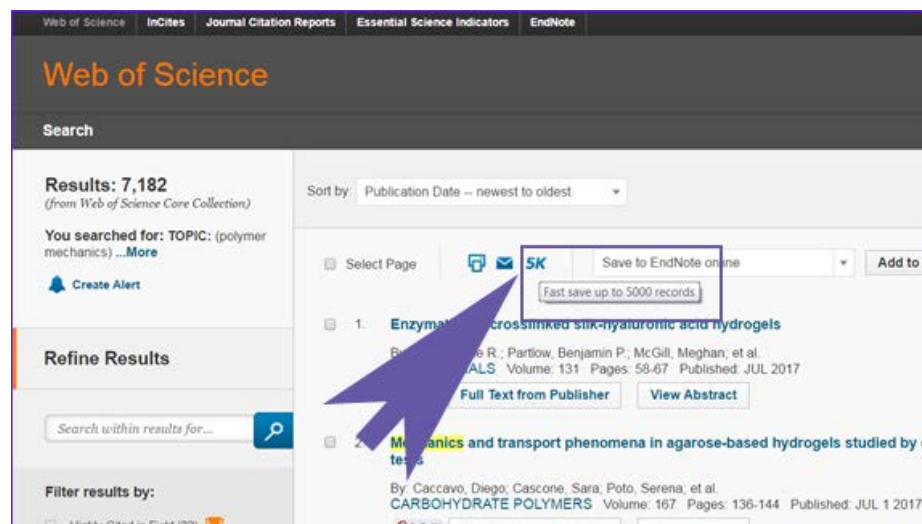


Figure 11. Efficient output of the key fields of author, title, and source from up-to 5,000 records is now available for personalized users. (For illustration purposes only)

New output fields for open access and Hot and Highly Cited Papers

The data points available for output from the Web of Science Core Collection have been expanded to include open access status and Hot and Highly Cited Papers.

Open Access

Open Access status currently identifies articles that originate from 100% gold open access journals as identified by Directory of Open Access. These articles are accessible to the general public without a subscription from the publisher's website. In the output format, the two-letter code for open access status is OA. Values associated with open access include **gold**—articles available at no charge from the publisher's website and **No**—which means that this item is not available without a subscription at the publisher's website. Open Access status is included in output for all subscribers.

Hot and Highly Cited Papers

Hot and Highly Cited Papers are available for customers who also subscribe to Essential Science Indicators. Hot Papers are those papers that received enough citations as a specific time period to place them in the top 1% of their academic fields based on a highly cited threshold for the field and publication year. Highly Cited Papers were published in the past two years and received enough citations in a specific time period to place them in the top 0.1% of papers in its academic fields. These designations are updated every 2 months. The two-letter code for Hot Papers is HP and the two-letter code for Highly Cited Papers is HC. Essential Science Indicators subscribers will see a Y(yes) or N(no) if the article received either a Hot or Highly Cited designation. All other articles will be left blank. Users who do not subscribe to Essential Science Indicators will always see a blank field.

BI	BJ	BK	BL	BM	BN
UT	PM	OA	HC	HP	DA
WOS:0003	27996923	No	Y	Y	6/6/2017
WOS:0003	27372738	No	Y	N	6/6/2017
WOS:0003	27342126	gold	Y	N	6/6/2017
WOS:0003	26600562	gold	Y	N	6/6/2017
WOS:0003	26926684	No	Y	N	6/6/2017
WOS:0003	27225129	No	Y	N	6/6/2017
WOS:0003	27165744	No	Y	N	6/6/2017
WOS:0003	26829312	No	Y	N	6/6/2017
WOS:0003	26950749	No	Y	N	6/6/2017
WOS:0003	27009393	No	Y	N	6/6/2017

Figure 12. Sample output showing the new fields of OA (open access), HC (Highly Cited Paper), and HP (Hot Paper) as well as the new date this output was generated (DA). (For illustration purposes only)

To include these values, select Full Record or Full Record and Cited References from search results or the Marked List. These fields will appear near the end of the file, along with a new field for the date on which data was output from Web of Science. This date is useful because the Hot and Highly Cited Papers, as well as Times Cited and Usage Counts, may change on the platform over time whereas the output represents a snapshot of a single point in time. The two-letter code for this date is DA, and it will be found at the end of the data for a specific record.

Please note that these new fields are available only when outputting to a file format rather than a destination such as EndNote, ResearcherID, or InCites.

Store up to 50,000 records in a Marked List

Marked List and Saved Marked List provide valuable opportunity for users to curate datasets for analysis at InCites or other output destinations. Previously, the upper limit on the number of records that can be held in a Marked List was 5,000 records. Now, the upper limit has been raised to 50,000 records per each Marked List. Furthermore, users who personalize in Web of Science can save up to 50 Marked Lists in their Web of Science account. This essentially extends storage of the Web of Science custom-curated datasets outside InCites by an additional 50 sets. These enhancements, along with the ability to send all 50,000 records from Web of Science to InCites for analysis in one click, optimizes the analytics workflow.

Please note that all other output destinations such as EndNote, ResearcherID, or file formats will still need to be outputted at 500 records at a time.

Web of Science
InCites
Journal Citation Reports
Essential Science Indicators
EndNote

Web of Science

Search
Search Results

Marked List 49,845 records | View Derwent Compounds Marked List: 0 compounds

Save
Open/Manage
Clear

49,845 total records on the Marked List
Output author, title, source, abstract, and times cited for all records in the Marked List.

49,845 records from *Web of Science Core Collection*
Output complete data from this product for these records.

Output Records [Hide Output Options] 5K

Step 1: Select records.
☒ All records in this list (up to 500)
☐ All records on page
☐ Records to

☐ Select All [Reset](#)

☒ Author(s) / Editor(s)
☐ Abstract*
☐ Addresses
☒ ISSN / ISBN
☐ IDS Number
☐ Funding Information
☒ PubMed ID
*Selecting these items will increase the processing time.

☒ Title
☐ Cited References*
☒ Times Cited
☐ Cited Reference Count
☐ Language
☒ Accession Number
☐ Open Access

☒ Source
☐ Document T
☐ Keywords
☐ Source Abb
☐ Web of Scie
☒ Author Identifiers
☐ Hot Paper

☐ Usage Count
☐ Highly Cited

Step 2: Select content.
Select from the fields below:

Step 3: Select destination. [\[Learn about saving to bibliographic software\]](#)

Save to EndNote online
Save to EndNote desktop
Save to ResearcherID - I wrote these
Save to FECYT CVN
Save to InCites
Save to Other File Formats
Save to RefWorks

Figure 13. Users may now save up to 50,000 records in the Marked List or in a Saved Marked List to facilitate easy analysis of custom datasets in InCites. (For illustration purposes only)

Expanded and updated data

Expanded data citation integration and citation counts

The Data Citation Index on Web of Science Platform uniquely indexes the most significant data repositories containing a growing body of deposited research data which is increasingly gaining prominence in the research innovation lifecycle and in scientific output assessment. This is reflected in the citation of data deposited in such repositories as part of the bibliography of the article. Through newly integrated processing of article bibliographies, researchers can now discover more data objects in cited references and link to the data record in the Data Citation Index, with the ability to access the actual data sets deposited in the source repository through links provided in the Data Citation Index. As well as more completely reflecting data use and re-use, this unique added integration provides data-article links vital to the modern research process. Data citation is a developing landscape and not all data are cited in the bibliography. For example, in Life Sciences, there is an established practice to cite data in the text of the article using a short-hand databank accession number as a reference to the data object. Beginning with GenBank accession numbers, these short-hand data citations which do not always occur in the bibliography of the article are also captured from the literature to add to the times cited citation counts for the data object in the Data Citation Index, again augmenting the existing citations sometimes deposited with the data in the repository, and those obtained from the bibliographies of the research article.

This additional integration provides a more comprehensive citation count for the data object in the Data Citation Index and increases the number of data-article links in Web of Science to assist the research process.

To read more about the Data Citation Index and best practices around data citation for researchers, publishers, repositories and funders, see the white paper at http://ip-science.interest.thomsonreuters.com/DCI_WhitePaper

More information on the Data Citation Index is available at http://wokinfo.com/products_tools/multidisciplinary/dci/

Journal Citation Report update

On June 14, the 2016 edition of Journal Citation Reports was released. For titles within the Web of Science Core Collection that received Impact Factors, Web of Science has updated journal information to include the most recent calculations at that time.

Customers who also subscribe to InCites Journal Citation Reports can also see the one-year and five-year Impact Factors as well as the title's ranking within the specialty. All Web of Science subscribers will see the journal's quartile information to assess how influential the journal is.

To access the information, Web of Science users can click on the publication title from the search results page or from the newly relabelled Journal Impact link on the Full Record.

Cryo-EM structure of **NATURE**

By: Zhang, Y (Zhang, Yan)^[1,2]; S
Qianhui)^[1,2]; Tarrasch, JT (Tan

NATURE
Volume: 546 Issue: 7657
DOI: 10.1038/nature22394
Published: JUN 8 2017
[View Journal Impact](#)

Impact Factor
40.137 **43.769**
2016 5 year

JCR® Category	Rank in Category	Quartile in Category
MULTIDISCIPLINARY SCIENCES	1 of 64	Q1

Data from the 2016 edition of Journal Citation Reports

Publisher
NATURE PUBLISHING GROUP, MACMILLAN BUILDING, 4 CRINAN ST, LONDON N1
9XW, ENGLAND

ISSN: 0028-0836
eISSN: 1476-4687

Research Domain
Science & Technology - Other Topics

Abstract
Glucagon-like peptide 1 (GLP-1) is
mediated through binding to the GL
protein G(s). Class B GPCRs are im
information on activated and full-len
atomic resolution. The peptide is cle
loops. Conformational changes in th
outward to accommodate the alpha
activation through hormone binding.

Keywords
KeyWords Plus: GLUCAGON-LIKE PEPTIDE-1; COUPLED RECEPTOR; CALCITONIN RECEPTOR; CRYSTAL-STRUCTURE; CRYO
MICROSCOPY; EXTRACELLULAR LOOP; DYNAMIC PROCESS; BINDING; DOMAIN; FAMILY

[Close Window](#)

Figure 14. Journal Citation Report Impact Factor information updated with 2016 edition and can be access by clicking View Journal Impact from Full Record (For illustration purposes only)

Improved product quality

Improved accessibility

As part of our renewed commitment to accessibility, Web of Science is proactively implementing a program designed to make it WACG 2.0 AA compliant in 2018.

To demonstrate our commitment to accessibility, Web of Science has re-introduced accessibility compliance checkpoints designed to identify areas of potential improvement, suggest new accessibility-friendly designs, and confirm new development conforms to accessibility recommendations.

In the initial step of this program, Web of Science reviewed the entire platform to identify areas of improvement to update their [Voluntary Product Accessibility Template](#) as recommended by Section 508 of the Rehabilitation Act in February 2017.

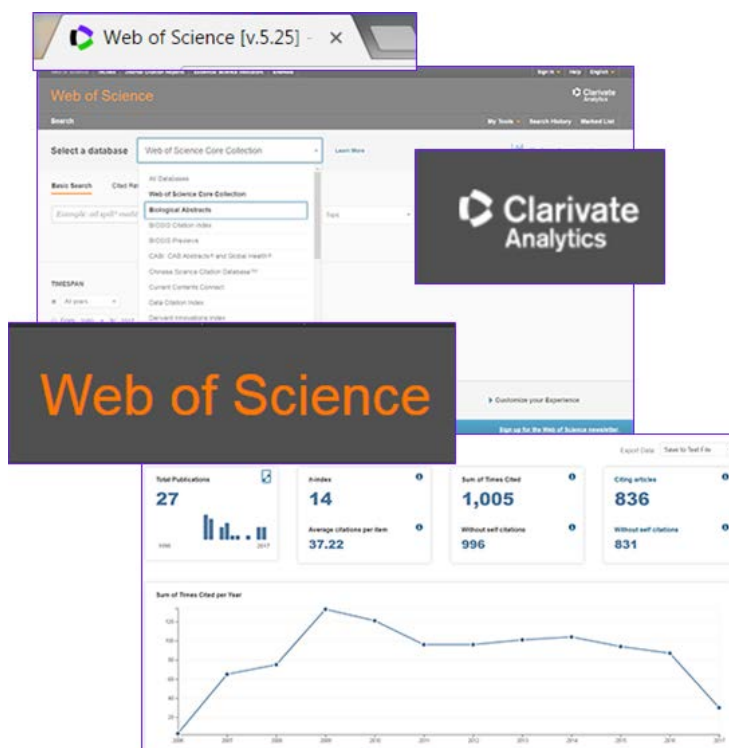
Based on this review, Web of Science re-designed key functions to improve general usability in this release including:

- **Select a database** functionality was re-designed to highlight the breadth of content available through clearer labeling
- **Access to Cited Reference Search and other searches easier to see** with new design that exposes links to these search form
- **Updated, more accessible drop-down boxes** that support keyboard navigation and screen readers on major areas of the site such as basic search, sort search results, and export search results.
- **Highlighting the active field in focus** to make it easier to determine the cursor location on the screen when navigating by keyboard or using a screen reader.

Accessibility will remain a top priority as new enhancements are introduced. Only designs that have passed our accessibility review will be considered for new enhancements, and conformance to those accessibility standards will be tested during our pre-release quality assurance efforts.

Rebranding to Clarivate Analytics

Users may notice small changes to the Web of Science interface to recognize our new brand and company name. In this release, the new Clarivate logo has been placed in the upper right corner of the header and a new Clarivate icon added to the tab.



Sunset Citation Map

In order to support a high quality and error free user experience, we have made the decision to retire the Citation Map feature on the Web of Science platform. Due to upgrades in the most popular and secure web browsers, the Citation Map plug-in has been disabled; users attempting to build a Citation Map visualization have been unable to open the Citation Map tool and have received an error message or a browser notice alerting them that the plug-in is no longer supported by their web browser. We do plan to continue supporting high quality visualizations of the citation network in the Web of Science, so we are very interested in hearing your feedback about Citation Maps so that we can build new visualizations tools to support your use cases.”