

# Accurately size your market

**In this complex and fast-changing environment, timely, data-driven portfolio planning decisions are necessary.**

Because of evolving market dynamics, it is increasingly essential that biopharma companies get their forecasting right, whether for a broad therapy area or a sub-population of patients. However, most research methods have limitations that can result in inaccurate estimates – with costly repercussions.

Epidemiology is the foundation for sizing market potential, profiling patient segments and informing confident forecast-based decisions. Epidemiology Intelligence is a unique resource providing unrivalled patient population data — combining literature review, syndicated research and U.S. claims-based insights — to accurately understand global and localized markets, from a high-level overview to the most granular niche patient segments.


**Trusted  
epidemiology  
data is key  
for accurate  
market sizing.**

## Transformative intelligence to drive successful strategies



### Forecast with confidence

Benchmark your forecasts with epidemiology data on the total potential and addressable market.



### Assess opportunities

Validate your investments and identify growth opportunities using bottom-up forecasting.



### Understand population dynamics

Confidently estimate drug-treated populations and understand how populations will change over time.

**Confidently  
inform business  
decisions  
across the  
development  
lifecycle.**



Intelligence you can trust

40+

team of expert  
epidemiologists

5K+

patient  
segments

1.2K+

diseases and procedures  
covered, including rare diseases

20 – year

forecasts and in-depth analysis  
across 220 key indications

## Broad *and* deep coverage of disease epidemiology



### Extensive incidence and prevalence data

Conduct thorough  
market assessment  
with comprehensive  
coverage across 1200+  
diseases and procedures.



### In-depth expert analysis

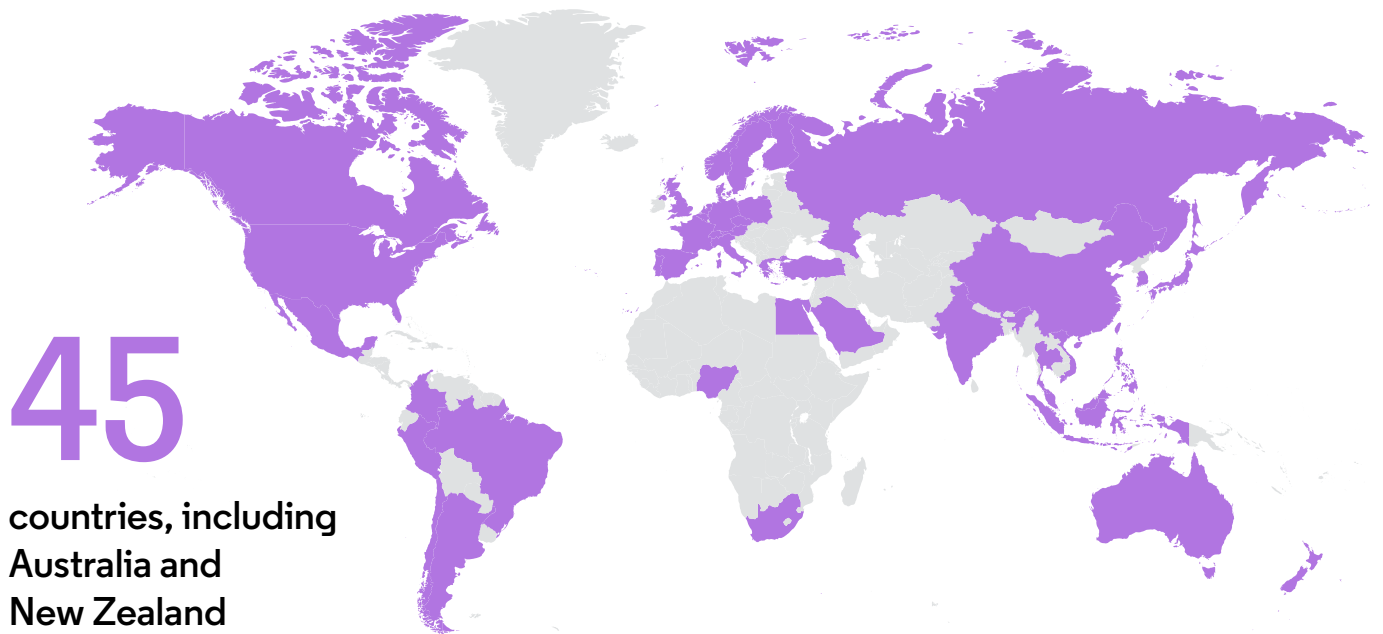
Dive deep into expert disease-  
specific epidemiology  
analysis and 20-year forecasts  
across 45 countries and 220  
indications and biomarkers.





### U.S. claims-based insights

Leverage expanded patient  
segmentation and location  
granularity with insights  
sourced from Clarivate  
U.S. Real-World Data.

## Get your market sizing right from the get-go



 Countries covered

 Global coverage using validated models of epidemiological transition and geographical extrapolation



### Global coverage

Understand global and local populations through comprehensive coverage across 45 countries, with extrapolated data extending to 126 additional regions.



### Find answers in a few clicks

Zero in to meaningful information with a powerful search tool and analytics. Easily download key data and visualizations to use in your presentations and reports.



### Data integration

Use the Epidemiology Intelligence data in raw format – via API and data feeds - to create portals, dashboards, and easily integrate with your own content and systems.



### Slice and dice your data

Delve deep into extensive population insights by stage, line of therapy, mutation status, and biomarker, and interact with patient-level data across countries, markets and patient sub-groups.



### Drive forecast-based decisions

20-year projections at the total, diagnosed, and drug-treated levels – providing the complete market picture.

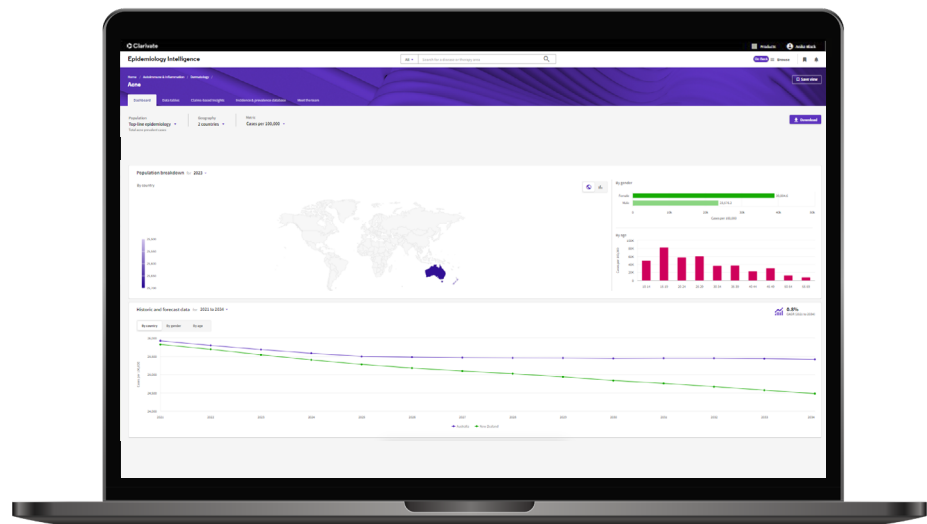


### Ask our experts

Access our epidemiology experts via the platform, and look to our custom consulting services to solve your most complex challenges.

"Working with the Clarivate team showed me the power of linking claims with epidemiology for sizing and understanding patient populations and the impact on your business decisions – that was a lightbulb moment for me."

Epidemiology Lead,  
Pharma Company



Size your market accurately with Epidemiology Intelligence.  
Visit [clarivate.com/epidemiology-intelligence](https://clarivate.com/epidemiology-intelligence)

[clarivate.com](https://clarivate.com)

© 2024 Clarivate. Clarivate and its logo, as well as all other trademarks used herein are trademarks of their respective owners and used under license.