

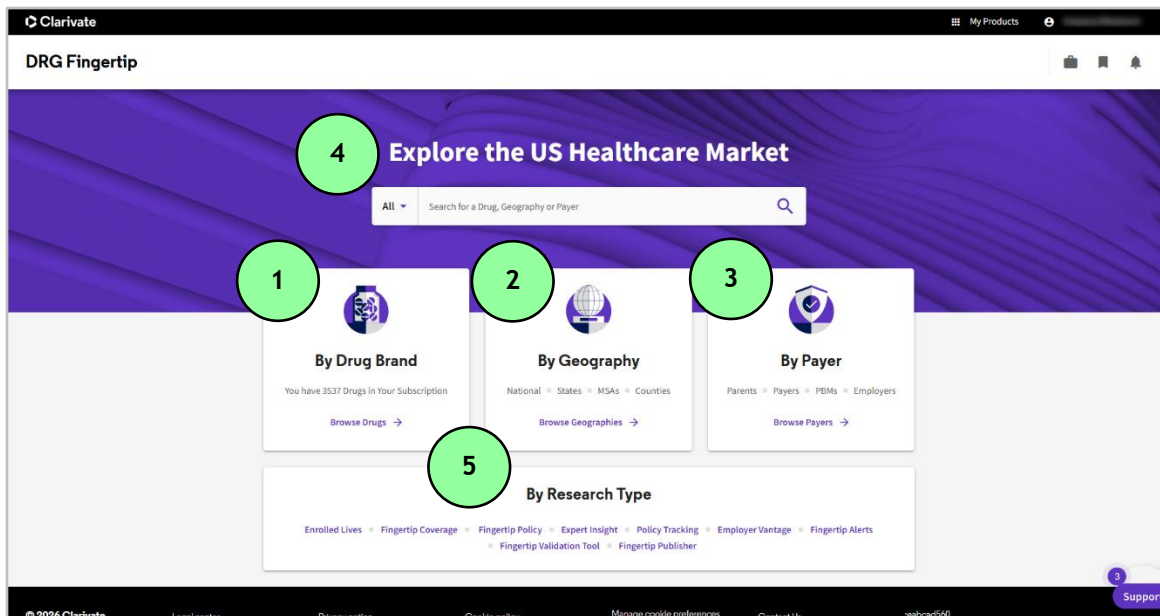
Getting started

Learn how to utilize our **next-generation platform** with **market access insights and data** in a single integrated location.

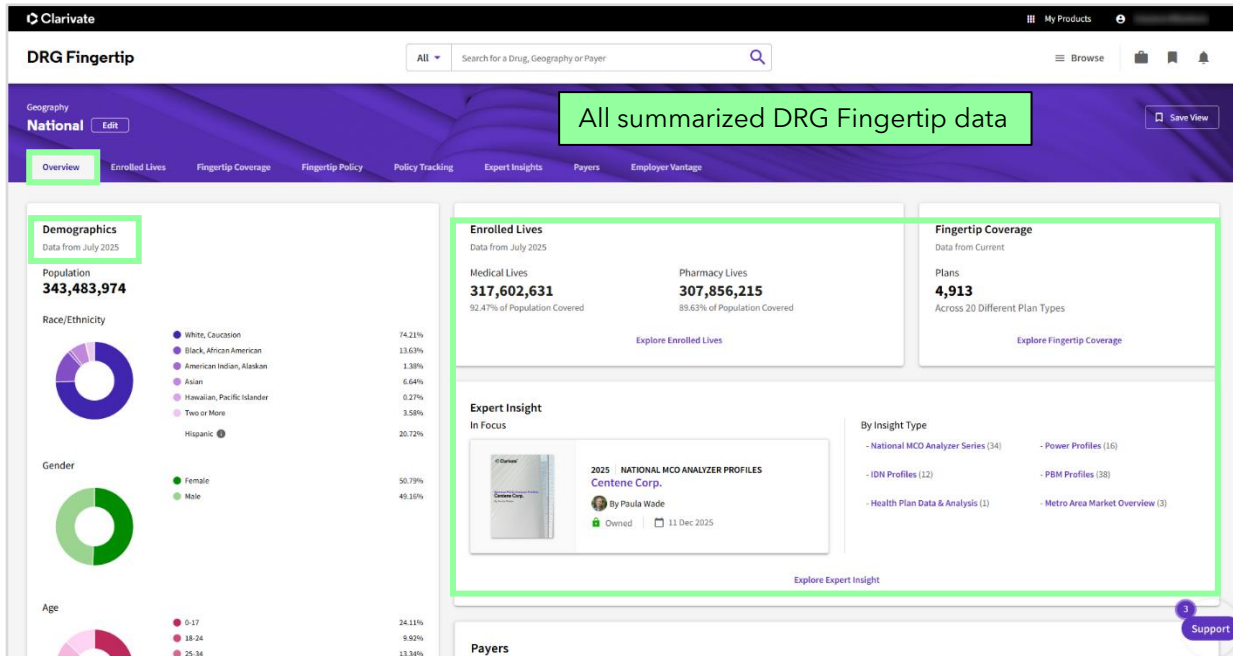
This quick guide covers how to search and browse through results in the platform.

There are three ways to enter DRG Fingertip:

1. Select **"By Drug brand"** and choose your brand or class. Narrow down your selection by filtering on *Accounts, Coverage type, Benefits* or *Date/Trend*. You can also select competitors.
2. Select **"By geography"** then, using the Geography filter, select *National, States & territories, MSAs, or Counties*. You will first see the Overview tab featuring summary information on your selected geography's demographics, enrolled lives, formulary data, and expert insight.
3. Select **"By payer"** to view affiliations between *Parents (MCOs), Payers, PBMs, and Employers*.
4. You can also use the **Global search** box at the top of the page. Start typing a drug, payer name, or geography in the search box and select from the results in the drop-down list that automatically appears. To narrow down your results you can select the filter next to the search bar that lists "All" by default and choose to show only drugs, payers, or geographies in the results drop-down list.
5. Select any of the links below **"By research type"** to instantly access any of the tabs with that information. For example, click **"Expert insight"** to access the Expert Insight tab, and use the *Insight Type, Account, and Geography* filters to find insights relevant to your account or geography.




The Overview tab summarizes all DRG Fingertip data. When you have a geography selected, this will include **Demographics**, **Enrolled Lives**, **Fingertip coverage**, **Expert Insights**, and **Payer** affiliations. When you have a payer selected, Demographics will be replaced with contact information.



You can click each tab along the top of the screen to browse through all of the content available on the platform.

If a tab you wish to access has a padlock icon next to it, you can request access by contacting LSH.support@clarivate.com



Enrolled lives - provides a comprehensive view of enrollment data for Medical & Pharmacy benefits.

Fingertip coverage - provides a list of drugs that are covered by Commercial, Medicare, or Medicaid Plan and interactive tools to track your brands vs. competitors.

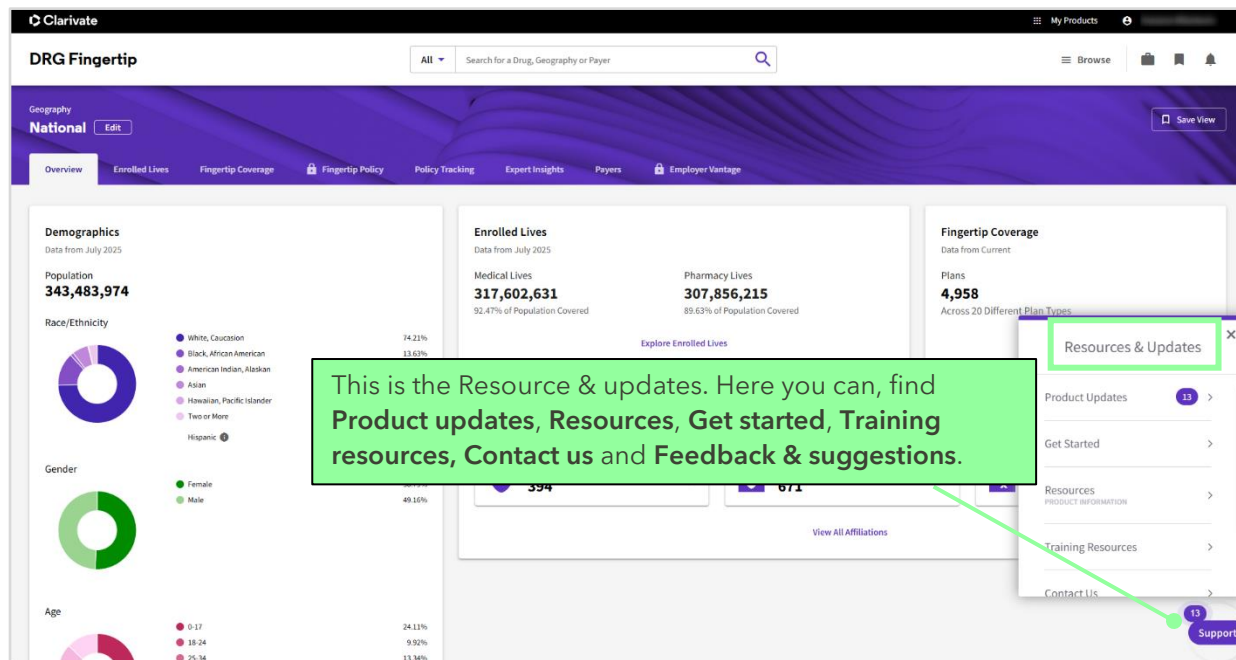
Fingertip policy - provides a detailed analysis of medical and pharmacy policies with specific granular details of authorizations and step edits.

Policy tracking - provides payer-level prescription drug and medical policy data and tracking of relevant changes.

Expert insights - provides robust qualitative insight reports on U.S. market access dynamics for payers and providers at the national, state and metropolitan area-levels.

Employer Vantage - View comprehensive analysis of national, regional, and local employers. Obtain deep insight into associated marketing opportunities.

Resources & updates



For more information contact Customer Service at LSH.support@clarivate.com.