

DRG Fusion

Ignite commercial success and improve patient outcomes with a new dynamic analytics product powered by real-world data

The most configurable, intelligent, workflow-native analytics platform for commercial life sciences.

Powered by uniquely connected real-world data and AI, DRG Fusion enables teams to analyze any disease, from any angle, and solve their most critical commercial challenges.

Market Challenges

- Commercial teams lose time stitching together insights from **too many systems**.
- Fragmented tools only solve parts of the problem, leaving **blind spots**.
- Decisions get made without the right context, **slowing down adoption** and ROI.

DRG Fusion Answers

- **Unified platform** that connects claims, access, and patient journey data.
- **Configurable to your workflows**, so insights align with your business rules.
- AI-powered intelligence delivering rapid, self-serve insights.

Why Now

- Market **dynamics shift too quickly** for static tools.
- **Customers demand** smarter, faster, and configurable solutions.
- **Built with the market, for the market** to meet today's urgency and tomorrow's needs.

Delivering self-serve speed to insight in one place.

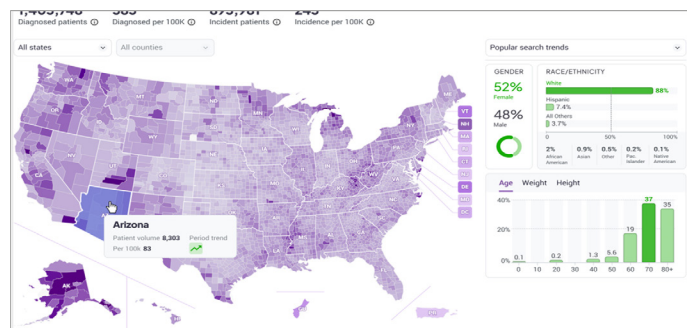
Answer Critical Commercial Questions with DRG Fusion

Configurable modules powered by RWD connect patient, provider, and payer data to accelerate commercial execution.

Understand how patient transitions, payer dynamics, and prescriber behavior shape therapy adoption and brand performance.

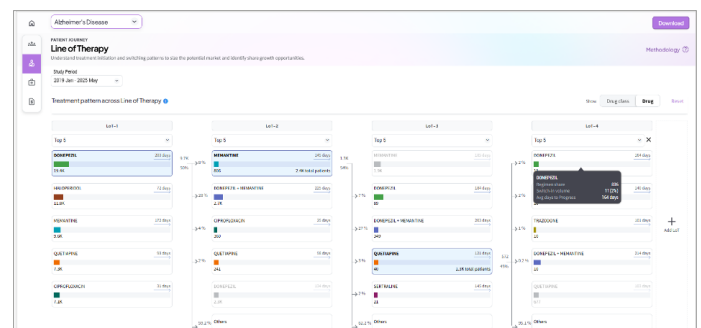
Patient Segmentation

Compare precision patient cohorts by geography and demographic attributes.



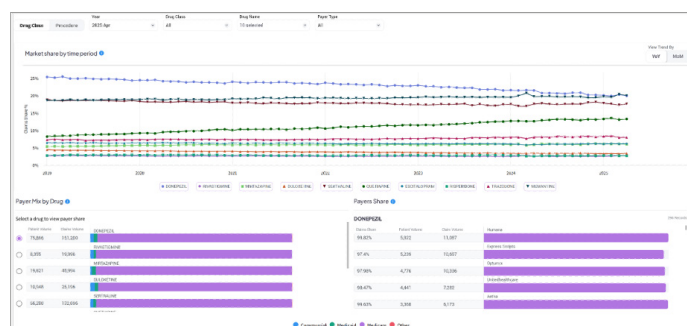
Patient Journey

Track actionable transition points from PCP to specialist across lines of therapy - 'best time to switch'.



Market Access

Assess potential therapy adoption outcomes and prescribing impact through a payer dynamics lens.



Commercial Targeting

Identify and operationalize target facilities or physicians driving key transitions and produce CRM-ready reports.

Export

For a better viewing experience, data for upto 100 physicians are shown at a time. You can narrow down the results using filters or search.

View trend by

YoYMoM

Filters0

Search for Physician Name or NPI

Physician			Payer	Address			Drug	Patients Vol	
Provider	Primary specialty	Primary affiliation	Payer Type	Territory	State	City	Address	Drug	2019 - 2024
Sandeep K Th	Neurology	Hoag Memorial Ho	Commercial	Southwest R	CA	Newport Bea	Carbidopa and Levo	215	194
Sandeep K Th	Neurology	Hoag Memorial Ho	Commercial	Southwest R	CA	Newport Bea	Rytary	215	194
Mark B Rorick	Psychiatry & Neu	University Hospitals	Medicare	Central Zone	OH	Chardon	Carbidopa and Levo	57	77
Narresh Trihan	Neurology	Hoag Memorial Ho	Commercial	Southwest R	CA	Sacramento	Carbidopa and Levo	97	122
Philip E Stieg	Neurology	University Hospitals	Medicaid	Central Zone	CO	Englewood	Carbidopa and Levo	165	121
Sandeep K Th	Neurology	Hoag Memorial Ho	Medicare	Southwest R	CA	Newport Bea	Rytary	215	194
Barrett J Zlot	Neurology	University Hospitals	Medicare	Southwest R	CA	Newport Bea	Carbidopa and Levo	215	194

Choose Columns

About Clarivate

Clarivate™ is a leading global provider of transformative intelligence. We offer enriched data, insights & analytics, workflow solutions and expert services in the areas of Academia & Government, Intellectual Property and Life Sciences & Healthcare. For more information, please visit clarivate.com.

Ready to see DRG Fusion in action?

Schedule a demo to explore how DRG Fusion can accelerate your brand strategy at: [DRG Fusion](#)

clarivate.com

© 2025 Clarivate. Clarivate and its logo, as well as all other trademarks used herein are trademarks of their respective owners and used under license.