

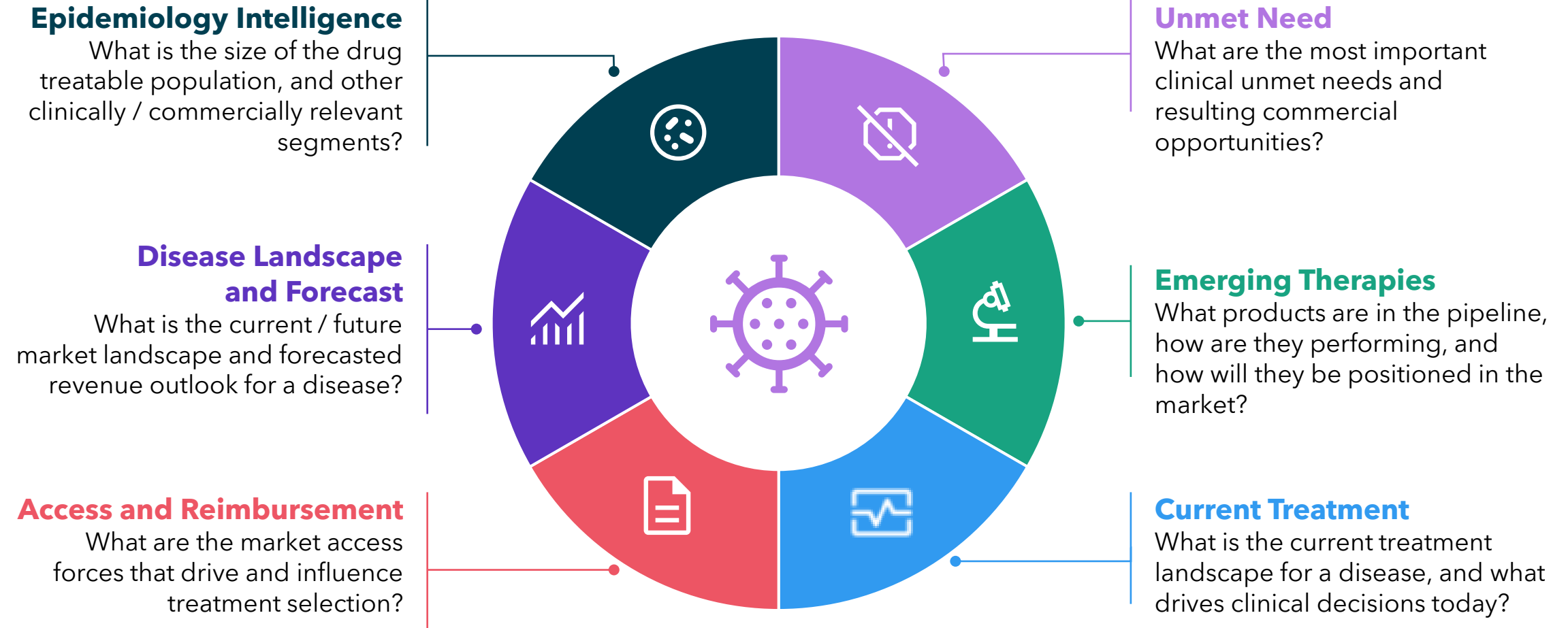
# DRG Disease Intelligence and Analytics

Quick start guide



# Get the full story of a disease

Maximize the value of your assets with indication-specific market intelligence



# How to access

1. Go to <https://authentication.decisionresourcesgroup.com/login/>
2. First time users will need to enter their email address and fill in user details
3. Select Disease, Company & Drug Insights from the DRG product page

**Understand the Market**

- Disease, Company & Drug Insights**
  - ✔ Disease, Company & Drug Insights Platform
    - Disease Insights
    - Epidemiology Intelligence
    - Biosimilars
    - Company and Drug Insights
- Medtech**
  - ✔ Medtech Insights Platform
    - Market Insights (Medtech 360)
    - Brand Tracking (Pricetrack & Marketrack)
    - US Medical Supply Distribution
- US Market Access Insights**
  - ✔ US Market Access Insights Platform
    - Health Plan Analysis
    - Market Overviews
      - Market Overview Interactive Database
    - National MCO Analyzer
    - Power Profiles
- Epidemiology Intelligence**
  - ✔ Epidemiology Intelligence

**Optimize Access**

- DRG Fingertip**
  - ✔ DRG Fingertip
- US Formulary Data & Analytics**  
By Fingertip Formulary
  - ✔ Account Management Dashboard
  - ✔ Fingertip Accounts
  - ✔ Fingertip Alerts
  - ✔ Fingertip Analytics
  - ✔ Fingertip Home Page (Legacy Platforms)
  - ✔ Fingertip PolicyTrack
  - ✔ Fingertip Restrictions
  - ✔ Fingertip Validation Tool
- US Lives Data & Analytics**
  - ✔ Employer Vantage (2023)
  - ✔ Managed Market Surveyor Suite (Including Pharmacy Benefit Evaluator)

**Engage Customers**

- Sales Enablement**
  - ✔ Fingertip Publisher
- Commercial Targeting**
  - ✔ Healthbase
  - ✔ Medtech Insights Platform
    - Commercial Targeting (Procedure Finder)
  - ⚠ Field Force Navigator (FFN)
- Digital/Multichannel Stakeholder Engagement**
  - ✔ Digital Insights Platform
    - Multichannel Physician Engagement
    - Multichannel Patient Engagement
    - Multichannel Payer Engagement

# Get started

Biopharma | Search within Biopharma

Biopharma | Medtech | Multichannel Engagement

**Market Landscape & Forecast**

- Disease Landscape & Forecast
- Niche & Rare Disease Landscape & Forecast
- Biosimilars
- China In-Depth
- Company & Drug Insights

**Market Access**

- Access
- Global Market Access

**Patient Populations**

- Epidemiology [Try the new Epidemiology platform](#)

**Treatment Analysis**

- Current Treatment Physician Insights
- Unmet Need
- Treatment Algorithms Claims Data Analysis [Powered by Clarivate RWD](#)
- Treatment Sequencing

[Browse all diseases and topics](#)

**1. Click "Browse all diseases and topics"**

Clarivate™ | DRG | Biopharma

**FILTERS** [Clear all](#)

Type a disease or topic

- Ownership +
- Product type +
- Geography +

**276 diseases & topics**

Owned  
 Not Owned

[Cancel](#) [1 Ownership Deselect all](#) [Update](#)

**QUICK LINKS**

- Autoimmune & Inflammation
- Biosimilars
- Cardiovascular
- Central Nervous System
- Genitourinary
- Hematology
- Infectious Disease
- Metabolic Disorders
- Oncology

**Acular Degeneration**

- Gout
- Psoriasis

**Autoimmune & Inflammation**

- Dermatology
- Acne
- Actinic Keratosis
- Alopecia

**2. Filter to view the diseases you currently own:**

- click "Ownership"
- tick the box "Owned", then
- click "Update"

# Select a specific disease

Ownership +

Product type +

Geography +

**QUICK LINKS**

- Autoimmune & Inflammation
- Biosimilars
- Cardiovascular
- Central Nervous System
- Genitourinary
- Hematology
- Infectious Disease
- Metabolic Disorders
- Oncology
- Ophthalmology
- Rare Diseases and Orphan Drugs
- Renal Disorders

**Autoimmune & Inflammation**

**Dermatology**

- Acne
- Actinic Keratosis
- Alopecia
- Atopic Dermatitis / Atopic Eczema
- Bullous Pemphigoid
- Chronic Urticaria
- Cutaneous Lupus Erythematosus
- Dermatitis/Eczema
- Hidradenitis Suppurativa

**Gastrointestinal**

- Celiac Disease
- Crohn's Disease
- Eosinophilic Esophagitis
- Gastroesophageal Reflux Disease
- Irritable Bowel Syndrome
- Opioid-Induced Constipation
- Ulcerative Colitis

**Musculoskeletal System and Connective Tissue Diseases**

- Sarcopenia

- Click on a disease name to access the reports
- You can use the quick links on the left to view a therapy area of interest

# At a Glance page

Clarivate™ | DRG Biopharma Search within Biopharma Browse All 167

Home / Diseases / **Rheumatoid Arthritis** Notifications Off

**At a Glance** Landscape & Forecast Epidemiology Current Treatment Unmet Need Access & Reimbursement Geographic Focus: China Meet The Team

### Available Content

**LANDSCAPE & FORECAST**

- Overview
- Disease Landscape & Forecast (G7)

**EPIDEMIOLOGY**

- Overview
- Extrapolated Worldwide Coverage
- Epidemiology Dashboard
- Mature Markets
- Emerging Markets
- Americas
- Europe
- Asia-Pacific
- Middle East & Africa

**CURRENT TREATMENT**

- Overview
- Current Treatment: Physician Insights - Rheumatoid Arthritis (EUS)
- Treatment Algorithms: Claims Data Analysis - Rheumatoid Arthritis (US)

**UNMET NEED**

### Market Summary

#### Landscape & Forecast

Market Size in **US, EU5, Japan**

**\$24,800 M** (2024) **\$29,100 M** (2034)

US, EU5, Japan

#### Epidemiology

Total Prevalence in the Major Markets in 2024

**7.84 M** Total Prevalence in Major Markets

83.5% Diagnosed, 71.3% Drug treated

#### Current Treatment

Market Leaders in the Major Markets in 2024

Adalimumab (Humira, biosimilars) **\$4,900 M** AbbVie / Eisai

#### Unmet Need

Top Unmet Needs

1 Therapies with greater efficacy in reducing the signs and symptoms of RA and inducing remission

### What's new?

All Updates

UPDATED CONTENT

**Landscape & Forecast** - Clarivate updates its Disease Landscape & Forecast report on rheumatoid arthritis with a new 2024-2034 forecast period and updated forecast assumptions. 18 Dec 2025

UPDATED CONTENT

**Current Treatment** - Using patient-level detailed ent the shes

UPDATED CONTENT

**Unmet Need** - Clarivate publishes a new rheumatoid arthritis in the EUS, including rheumatologists' projections for their use of TNF-alpha inhibitors and other targeted therapies. 25 Jul 2025

UPDATED CONTENT

**Unmet Need** - Clarivate publishes a new

- **At a Glance** page summarizes key takeaways from each report type and highlights latest updates
- Use the menu on the left or the tabs at the top to access the report type of interest

# Report layout

The screenshot shows the Clarivate website interface for a Rheumatoid Arthritis report. The top navigation bar includes 'Home / Diseases / Rheumatoid Arthritis' and a 'Notifications Off' indicator. Below the navigation bar, there are tabs for 'At a Glance', 'Landscape & Forecast', 'Epidemiology', 'Current Treatment', 'Unmet Need', 'Access & Reimbursement', 'Geographic Focus: China', and 'Meet The Team'. The main content area is titled 'Executive Summary' and includes a search bar for the table of contents, a 'Table of contents' sidebar, and a large central image of the report cover. The cover features the Clarivate logo, the title 'Rheumatoid Arthritis Disease Landscape & Forecast Executive Summary', and the names of the analysts: Aayushi Sharma, M.Pharm.; Dona Boban, B.D.S., M.P.H. The cover also indicates it was published in December 2025. To the right of the main content, there is a 'Downloads' section with a list of files and a 'Meet the Team' section featuring a profile for Aayushi Sharma with 'Ask the Expert' and 'View Bio' buttons, and a 'Support' button.

1. Report table of contents

2. Report main section - content displayed corresponds to the report chapter selected from Table of contents

3. Report Downloads section - report contents are available as downloadable files. The accompanying PowerPoint diagrams and Excel tables can be downloaded as separate documents.

4. If you have additional questions or training/support requests, select "Ask the Expert" or "Contact Us" located under the "Support" icon.



# Report types

# Disease Landscape & Forecast

Optimize your long-term disease strategy with comprehensive market intelligence and takeaways

- Develop and/or validate your market forecasts.
- Gauge the commercial outlook for new brands, generics and other key market events.
- Review current treatments, assess unmet needs and corresponding opportunities, and profile emerging therapies.

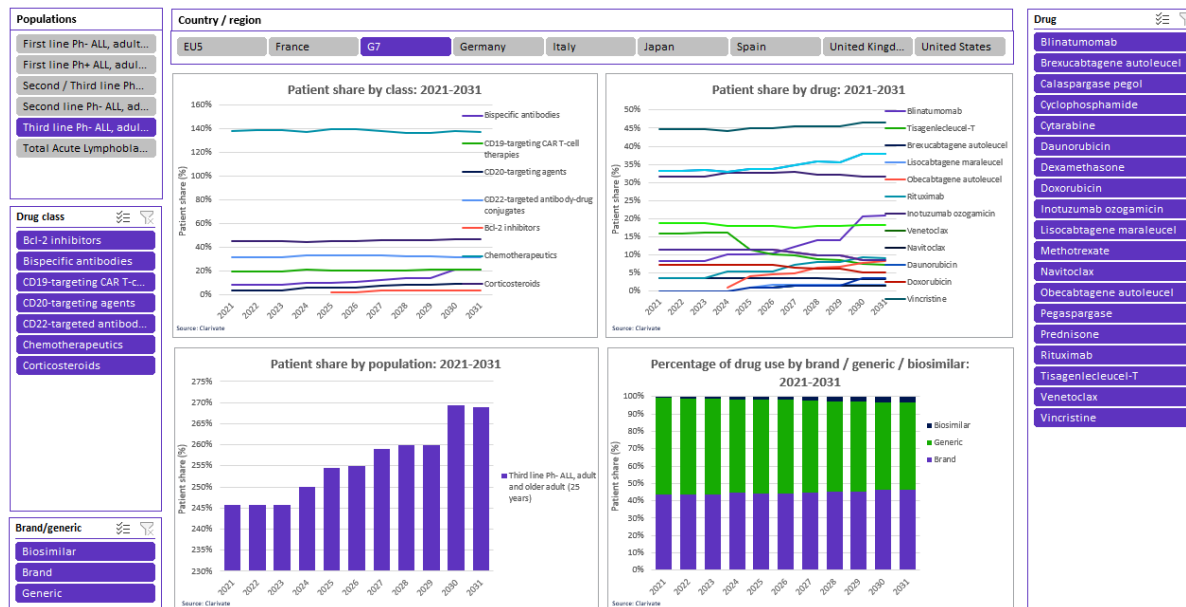
## Key questions answered

What's the size of the drug-treatable population and where are they located?

What's the current and forecasted market landscape?

What's the current treatment landscape for a disease? What unmet needs and opportunities exist?

What are the market access forces that drive and influence treatment selection?



## Features and data sources

Detailed market outlook for 85+ indications.

Based on world-class epidemiology, KOL interviews and Clarivate expert opinion.

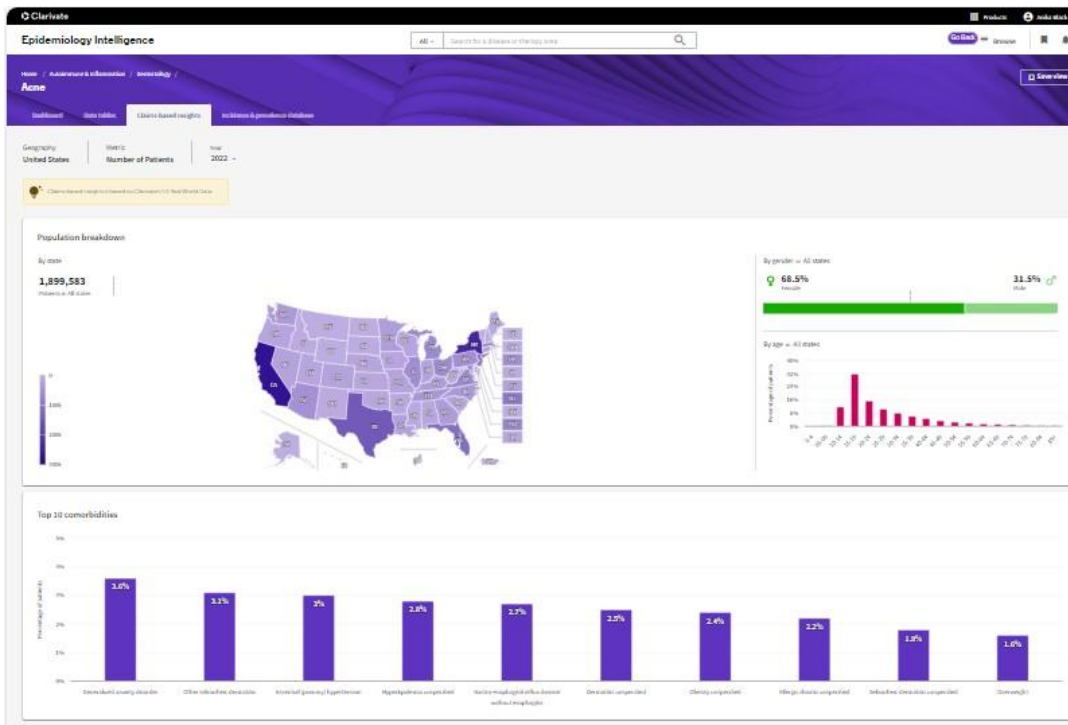
Annualized, bottom-up 10-year forecasts for the G7 segmented by class, brand/generic, and population.

Updated quarterly based on regulatory, clinical, and market events.

# Epidemiology Intelligence™

## Accurately size your market

- Benchmark your forecasts with data on the total potential and addressable market.
- Validate your investments using bottom-up forecasting.
- Understand how populations will change over time.
- Forecast niche or comorbid populations with integrated U.S. claims-based insights.



## Key questions answered

What is the size of the drug-treatable population and where are they located?

In developing countries what impact will economic growth have on the number of people each year?

How will demographic trends, such as population aging and improving life expectancy, affect the epidemiology over the forecast period?

Of all people with a disease, how many have been formally diagnosed in each country?

What is the size of a comorbid or niche population?

## Features and data sources

Broad *and* deep coverage of disease epidemiology.

Gain a high-level, global overview of incidence and prevalence across 1000+ diseases and procedures, incl. niche and rare.

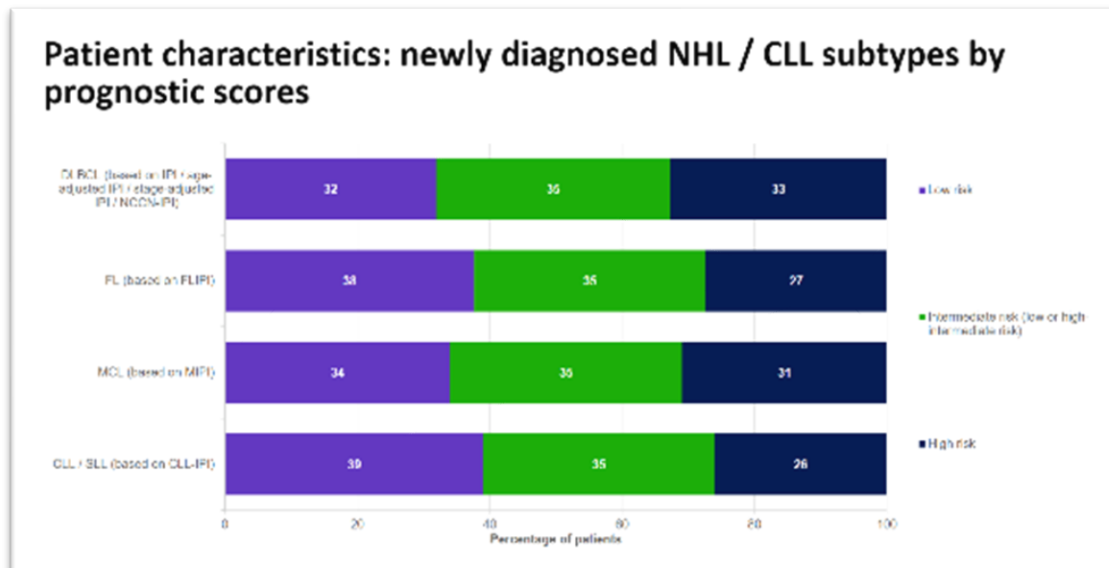
Zero in to detailed population data and forecasts for 230+ larger diseases across 45 countries and 5200+ patient segments.

Use U.S. claims-based insights to dig deeper into population detail.

# Current Treatment: Physician Insights

Uncover the 'why' behind treatment pathways and brand usage

- Understand the current medical practice landscape for a disease and how physicians treat and prescribe
- Analyze your brand's performance from the physician perspective to improve or defend your competitive position
- Evaluate the factors or obstacles that drive treatment selection
- Create influential messaging for physicians by identifying brand differentiators and understanding what motivates prescribing behaviors



## Key questions answered

How is a disease currently managed?

What key factors influence physicians to prescribe certain brands?

What are the obstacles preventing their use of key therapies?

What are the key patient characteristics that influence prescribing decisions?

## Features and data sources

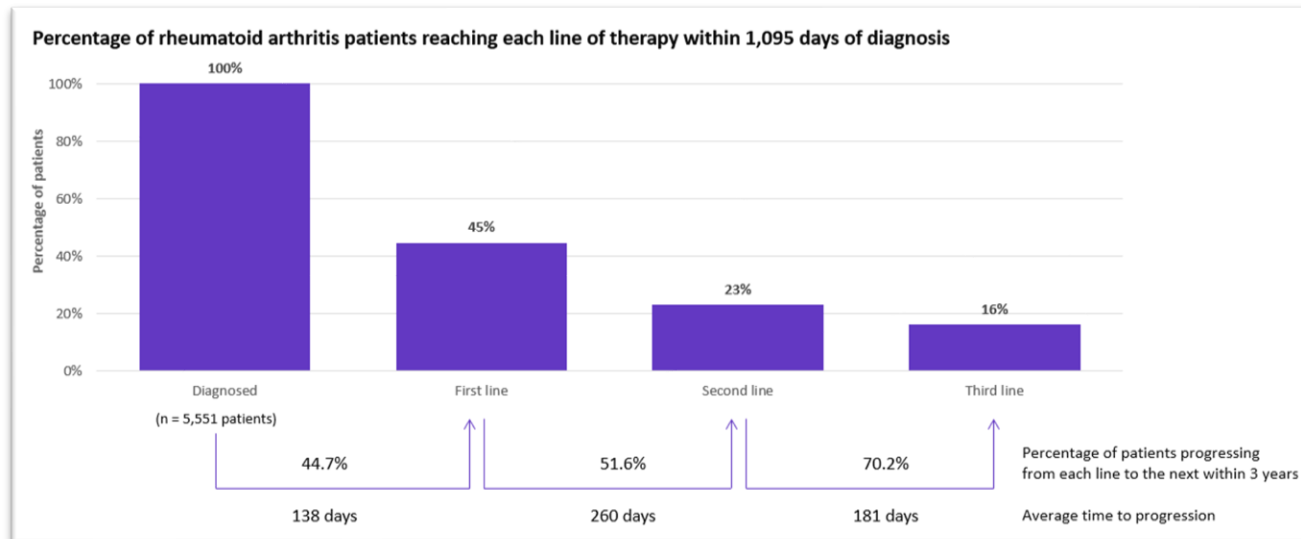
Primary market research with 100 US or 250 EU5 physician specialists

Key patient characteristics, such as disease severity, genotypes, and biomarker status

# Treatment Algorithms: Claims Data Analysis (US only)

Increase brand share with visibility into treatment usage by line of therapy

- Accurately assess your source of business
- Evaluate your brand share against your competitors
- Quantify areas of opportunity at different stages of the treatment algorithm



## Key questions answered

What's the patient share by product and by line of therapy in newly diagnosed patients?

What's the overall patient share by product and what are usage trends over time?

What's the source of business?

What is the frequency of combination therapy, and what are the most prescribed combinations?

How do persistency and compliance compare between products?

## Features and data sources

Longitudinal, patient-level claims data

U.S. data, covering ~30 million lives, including Medicare supplemental and commercially insured populations

Analysis of claims queries covering newly diagnosed patients, recently treated patients, persistency, and compliance

# Treatment Sequencing (Oncology only)

Analyze treatment pathways to support brand positioning, strategic planning, and business development

- Understand the treatment journey and drug positioning across highly dynamic oncology indications
- Evaluate treatment rates and a therapy's position and share within specific commercially relevant patient populations
- Discover where your drug—or a competitor's—falls in the most popular treatment sequences and devise a strategy to improve your positioning

Where is my product positioned vs. competitors in the treatment journey?

What are physicians' most frequent treatment sequences—who is benefiting and how can I defend my assets share and position?

What are the market-relevant treatment scenarios according to oncology experts?

Where are untapped business opportunities that I can capitalize on?

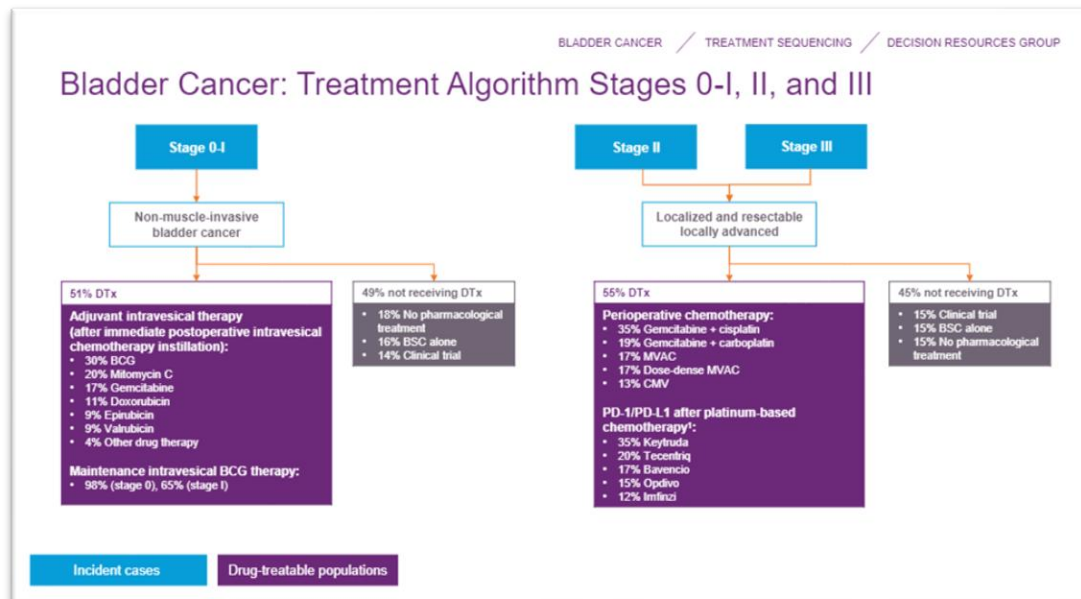
How can I optimize clinical trial design and ensure a competitive edge for my pipeline asset?

compare between products?

## Features and data sources

Primary market research with 100 US and 250 EU5 physician specialists

Clarivate's specialist-based quantitative drug sequencing analysis



# Unmet Need

## Identify unmet need to inform clinical development

- Evaluate clinical and non-clinical attributes that influence treatment decisions, based on physician weightings
- Identify the greatest unmet needs by assessing current drug performance against treatment drivers
- Analyze market scenario simulations for different sets of target product profiles

U.S. rheumatologists: attribute importance and drug performance perception in TNFi-refractory RA

Attribute category	Attribute	Stated importance	Product performance on attributes (mean rating on 10-point scale)						
			Enbrel	Rituxan	Orencia	Actemra	Xeljanz	Olumiant	Rinvoq
Efficacy	Reduction of signs and symptoms of disease in TNFi-refractory patients	9.36	6.70	8.00	7.51	8.07	7.74	7.15	8.08
Efficacy	Improvement in quality of life	8.93	7.59	7.67	7.64	7.80	7.49	7.02	7.82
Efficacy	Induction of clinical remission in TNFi-refractory patients	8.79	6.51	7.66	6.98	7.48	7.31	6.79	7.57
Nonclinical factors	Patient compliance	8.08	7.67	8.59	7.75	7.77	7.92	7.66	7.92
Safety and tolerability	Risk of serious infections	7.95	7.08	6.41	7.46	6.85	6.34	6.30	6.41
Nonclinical factors	Ease of reimbursement	7.80	7.92	6.66	6.77	6.90	6.92	6.08	7.03
Safety and tolerability	Risk of malignancies	7.61	7.34	8.13	7.93	7.43	5.79	6.07	6.30
Convenience of administration	Delivery burden (route and frequency of administration)	6.77	7.25	7.39	7.34	7.26	8.21	8.02	8.61
Mean overall performance of therapies:			6.95	7.64	7.44	7.82	7.20	6.72	7.72

■ Best-performing therapy on an attribute
 ■ Worst-performing therapy on an attribute

## Key questions answered

What unmet needs and opportunities exist?

What is the most important unmet need for physicians?

How are current therapies addressing the unmet need? What is physicians' level of satisfaction with key therapies?

Where is the biggest area of clinical opportunity for R&D allocation?

## Features and data sources

Based on surveys of U.S. and European physicians

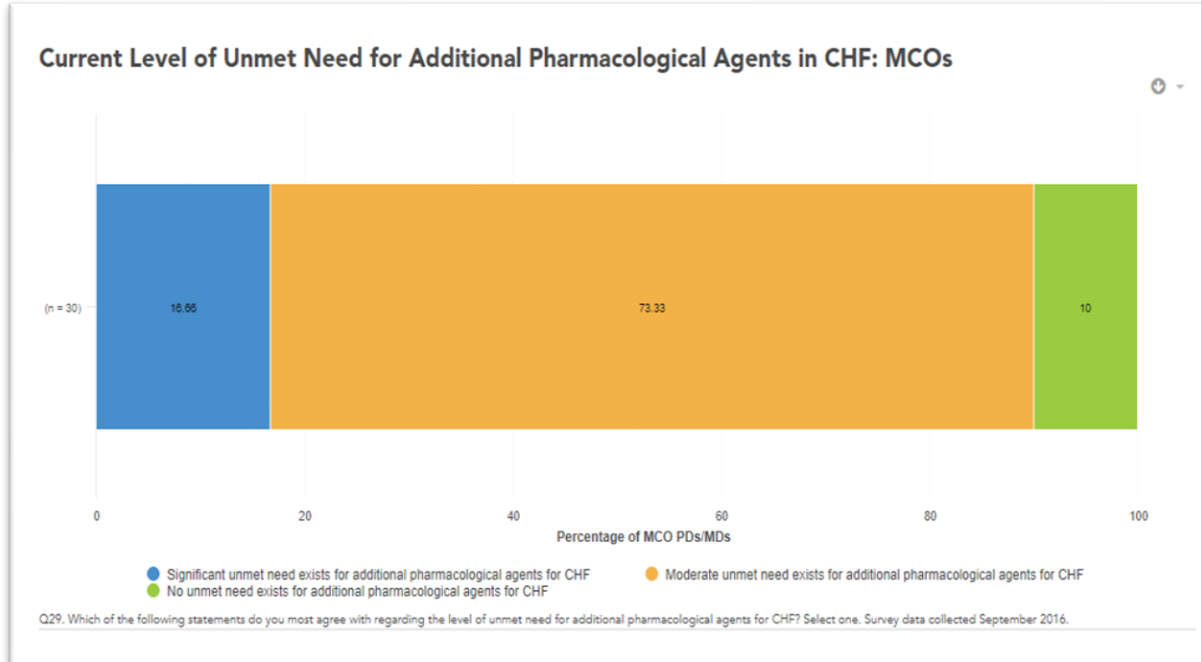
Conjoint analysis depicts how will physicians make decisions based on actual behavior rather than opinion

Target Product Profile (TPP) tool allows for customizable market simulations

# Access & Reimbursement (US only)

## Optimize your market access strategy with brand-level insight

- Identify the roadblocks to market access and how they can be overcome to best position your brand
- Identify key stakeholders and analyze the impact that reimbursement decisions have on treatment choice
- Evaluate competitor strategies for obtaining favorable market access conditions in specific regions



### Key questions answered

What are the major drivers and barriers to market access?

What strategies have competitors used to obtain favorable market access?

What clinical and economic factors are most important in payers' coverage decisions for key marketed therapies?

How does payer policy influence uptake of key marketed therapies?

What are payers' conditions for favorable coverage of an emerging therapy?

What are physicians' perceptions of emerging therapies?

### Features and data sources

Based on surveys and interviews with physicians and payers

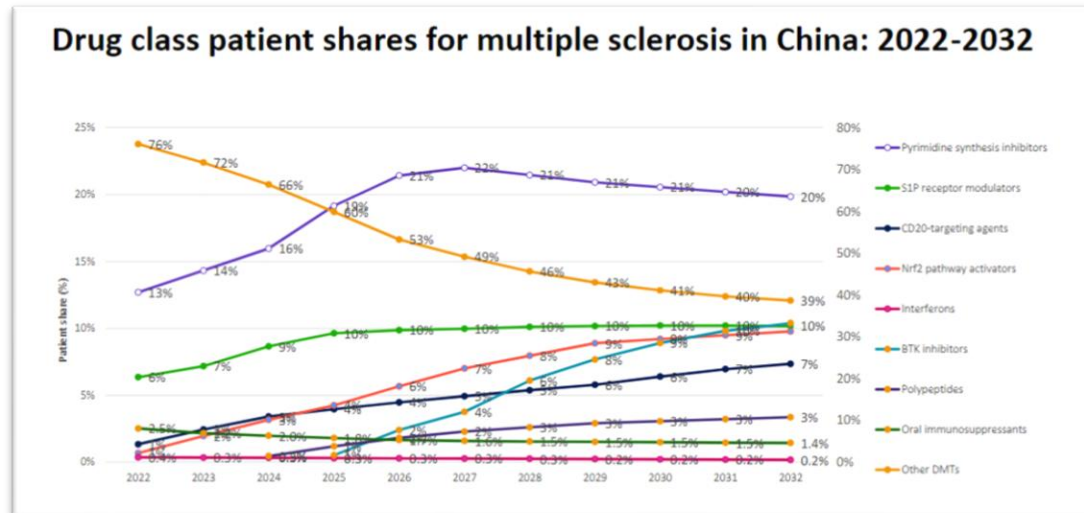
Coverage of more than 75 diseases

Disease and brand-specific commentary

# China In-Depth

## Access commercial opportunities and optimize your strategy in China

- World-class epidemiology, including rural and urban populations.
- Keen insight into the complex access and reimbursement environment including NRDL updates and volume-based procurement programs.
- Deeper understanding of current treatment paradigms including interviews with Chinese physicians.
- In-depth early-stage and late-stage pipeline coverage.
- 10-year, annualized, drug-level forecasts split between brand versus generic/biosimilar sales, supported by detailed primary and secondary research.



### Key questions answered

- What unmet needs and opportunities exist?
- What is the most important unmet need for physicians?
- How are current therapies addressing the unmet need?
  - What is the size of the drug-treatable population and where are they located?
- What is the current and forecasted market landscape for a disease?
- What is the current treatment landscape for a disease?

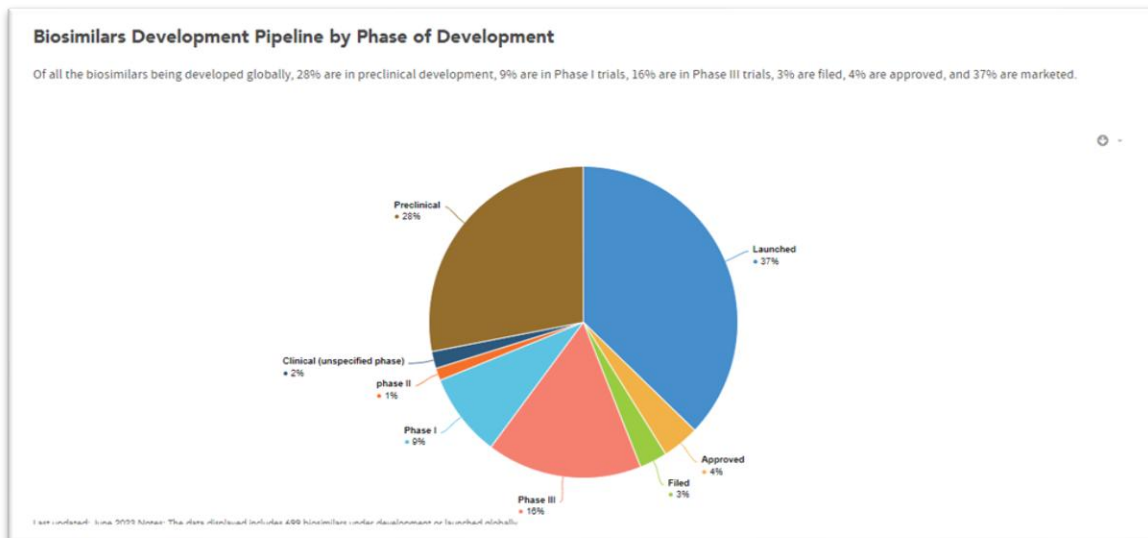
### Features and data sources

- Featuring broad, deep, and geographically diverse primary market research.
- Five thought-leading physician interviews and 50 physician surveys per indication.
- Brand-level sales data and drug profiles with key forecast assumptions.
- Over 30 indications covered.

# Biosimilars Insights

## Size opportunities and threats in this lucrative market

- Assess the current and future market size for biosimilars across six therapy areas.
- Evaluate the global biosimilars pipeline and launch timing in major markets.
- Track how payers and physicians respond to launches of biosimilars and understand the factors that will drive or limit use.
- Review case study examples of successful corporate strategies deployed in the biosimilars space.



### Key questions answered

What is the current and forecasted market landscape for various biosimilar molecules and their reference brand?

What unmet needs and opportunities exist?

What is the current treatment landscape for a disease with biosimilar penetration?

What are the market access forces that drive and influence treatment selection among biosimilars versus brand defenders?

### Features and data sources

Coverage of the biosimilars market since 2006.

Market sizing for over 30 reference brand biologics.

10-year interactive forecast covering US, Europe, and Japan.

Annual surveys of over 500 physicians across six specialties and in-depth interviews with payers from the US and EU.



# Think forward

[LSH.support@clarivate.com](mailto:LSH.support@clarivate.com)

#### About Clarivate

Clarivate is a leading global provider of transformative intelligence. We offer enriched data, insights & analytics, workflow solutions and expert services in the areas of Academia & Government, Intellectual Property and Life Sciences & Healthcare. For more information, please visit [clarivate.com](https://clarivate.com).

© 2026 Clarivate. All rights reserved

Clarivate and its logo, as well as all other trademarks used herein are trademarks of their respective owners and used under license.