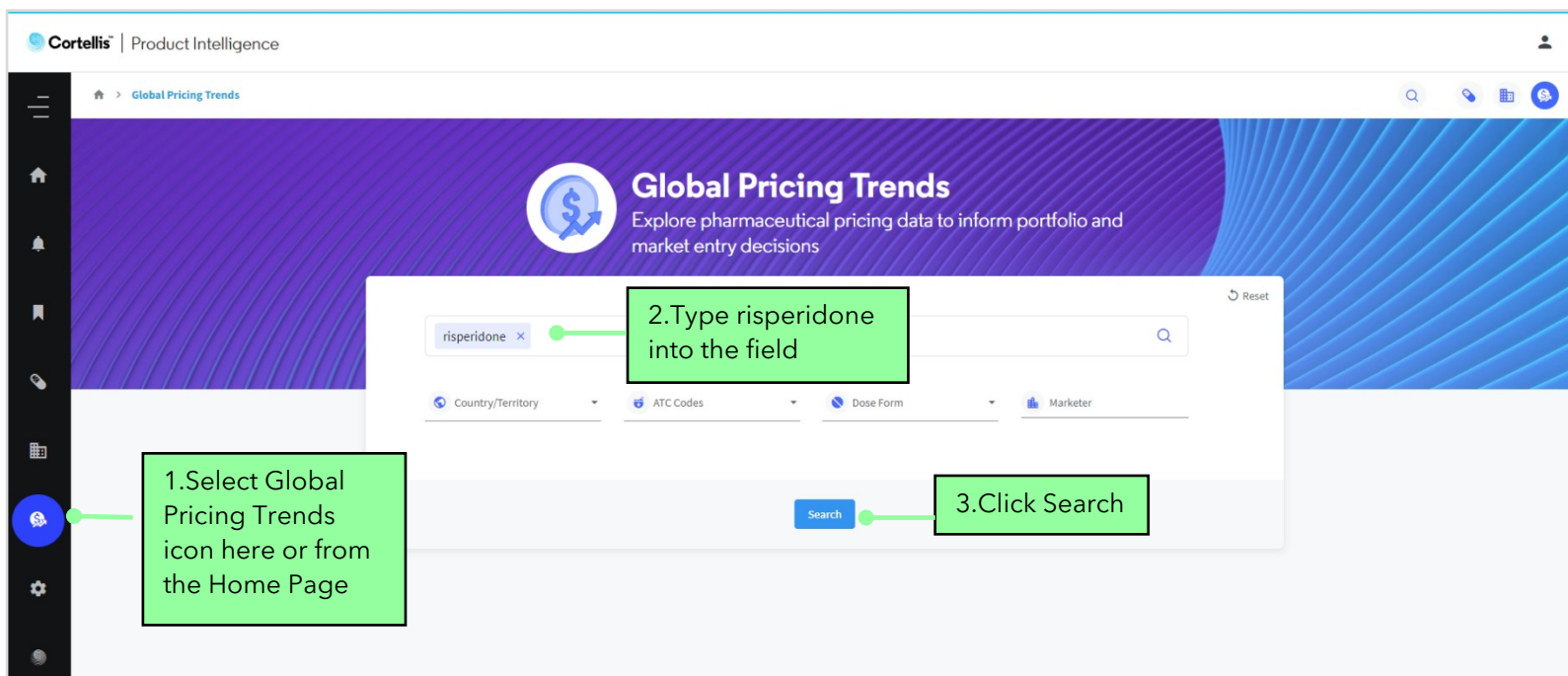


Global Pricing Trends Module

The Global Pricing Trends module provides pricing and reimbursement trends for prescription drugs in 70+ countries. * It is available as an add-on module for subscribers of Cortellis Product Intelligence Global and Premium only. Over 10,000 APIs and 120,000 Trade/Brand Names are covered.

The data is sourced from Global Pricing Innovations, a UK-based data provider, who has developed an expert system to collect and standardise pricing. The addition of this data integrated into Cortellis Product Intelligence creates much more price detail and comparison options than previously available.

Example: Explore pricing trends for risperidone.



Note: you may search by a single or compare multiple API and/or trade names, as well as categories including "country", "dose form", "therapeutic area", "marketer" and even limit results to those with more than or less than a specific price or between a specific price range of interest.

Price Points

Pricing is provided at each stage of the supply chain, including:

- **Ex-manufacturer:** Manufacturer's price (without VAT), and with no margins/mark-ups applied
- **Wholesale:** The price at which pharmacies will purchase a drug from their wholesaler, with the wholesaler mark-up applied
- **Retail:** Price (without VAT) with mark-up applied by the retail pharmacist
- **Hospital:** Price of drug within a hospital setting

*Coverage will expand to 90+ countries through 2021.

Price Types

Several price types have been provided at each stage of supply, where available for a given product, to provide complete clarity on the pricing data. This includes:

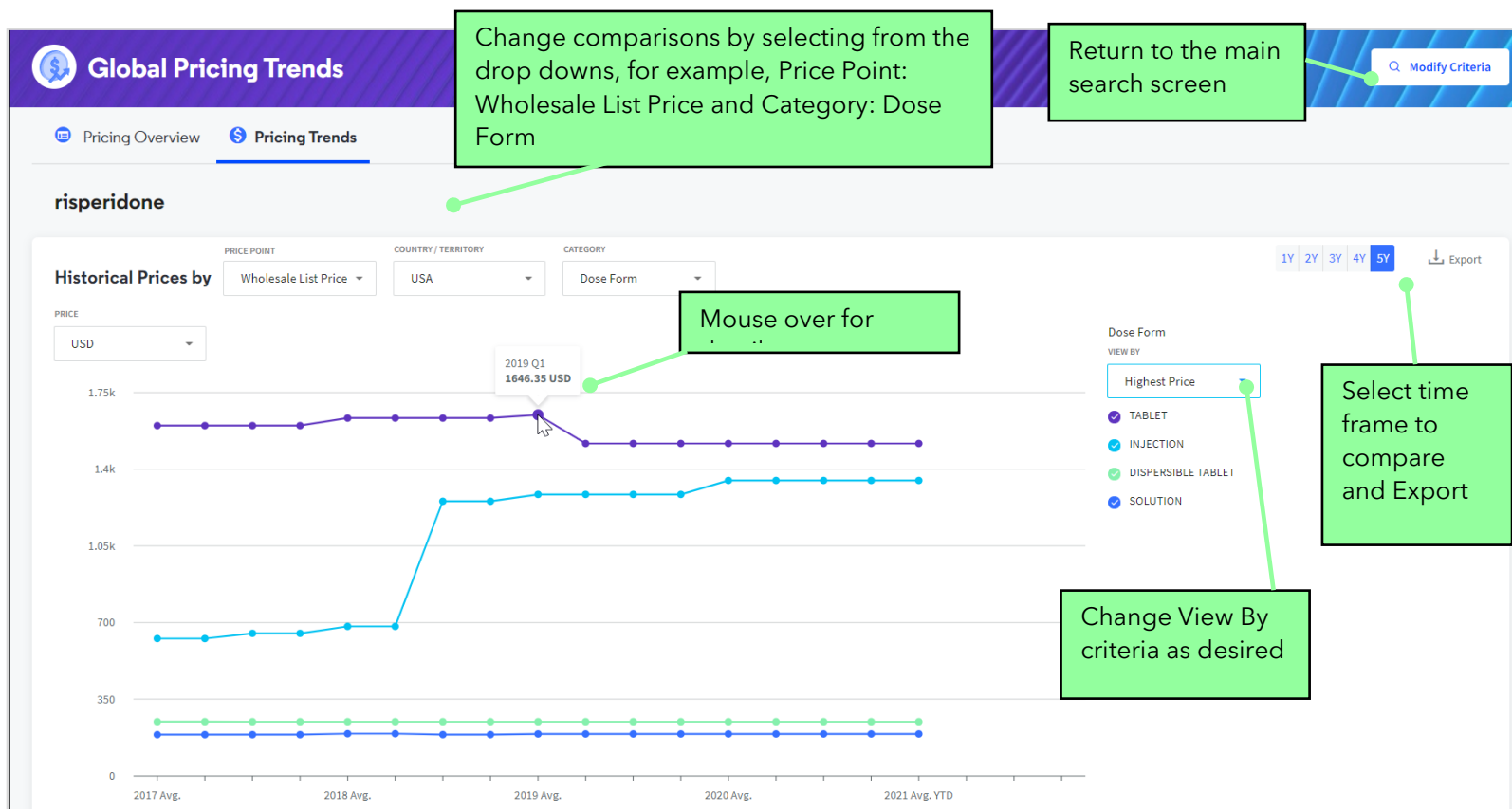
- **List Price:** Lists are commonly used to regulate prices; they reflect the maximum price and not necessarily the transacted price

- **Price Less Discount:** The price less publicly available rebates, mandatory discounts, or product specific discounts; does not apply to all products or all markets.

Prices are available in both local currency and USD for comparison purposes.

Where values have been converted to USD, the conversion rate will be displayed or available on hover on the Pricing Trends chart views. Note: Currency conversions will be available on the Pricing Overview table in early 2021.

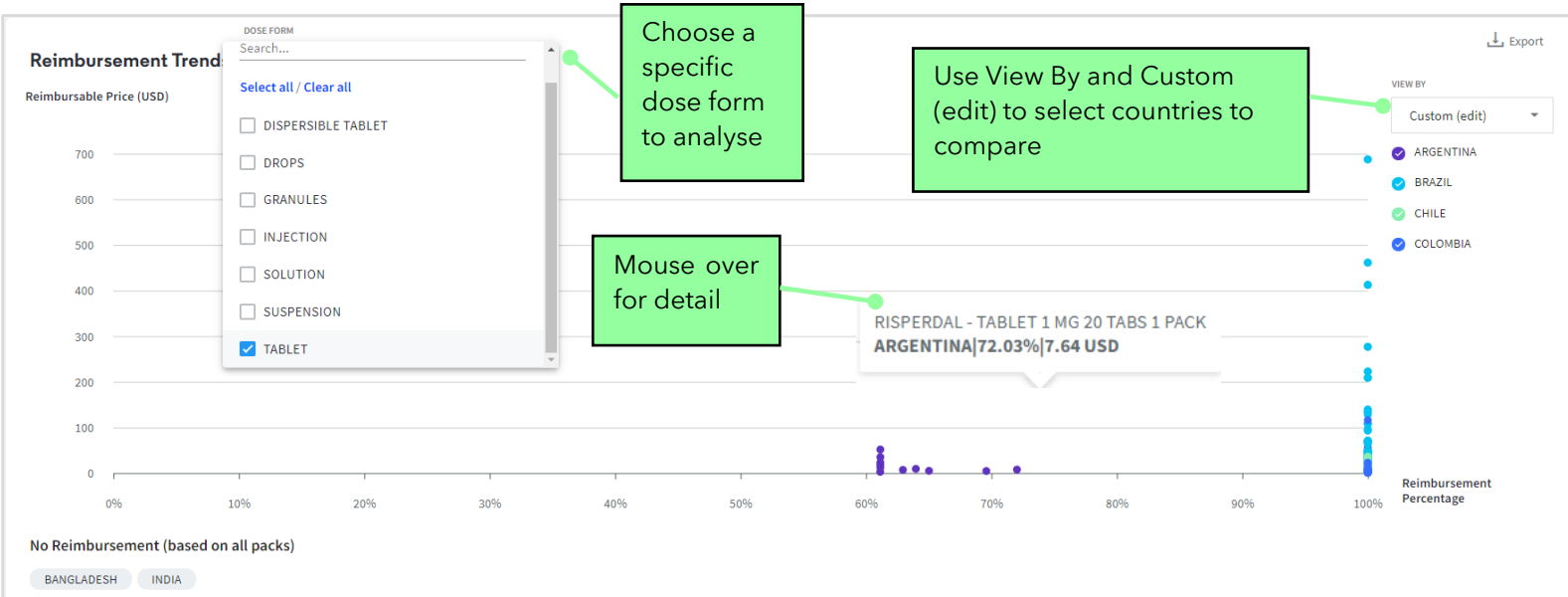
Historical Prices Table - View pricing trends over time - *For example compare Wholesales List Prices in the USA for risperidone and highest price trends over 5 years.*



Country Comparison - compare pricing for different countries - *Example: Compare Ex-manufacture prices for Argentina, Belgium, Germany, South Korea, and the USA*



Reimbursement Trends Table - analyze reimbursement percentages by country, dose form and pack detail - *For Example: view Reimbursement trends for tablets for Argentina, Brazil, Chile and Columbia.*



For more information contact Customer Service at [LS Product Support](#)