




ScholarOne Manuscripts Release Notes

Q3.2023 Release



Overview

The *ScholarOne* Product Team is actively engaged in ongoing upgrades to security, performance, and user experience. The following items represent notable improvements made to the platform and tools in this release, as well as key defect fixes and optimizations.

This document also provides information about default configuration values and instructions for configuring each feature. Please note that some features must be activated by an administrator or *ScholarOne* representative for your users to benefit from the new functionality; contact your publisher team or ScholarOne for questions around permission or configurations.

We encourage you to communicate workflow changes to all affected users.

If you have questions about any of the items included in this release, please reach out to ScholarOne Product Support at s1help@clarivate.com.

Contents

1. Email template name added to audit trail
2. Sort UAD alerts by date/time within queue
3. Cognos report for “Source of Reviewer Selection”
4. Cookie acceptance and preference management
5. Version history change to show all previous transfers
6. Send manuscripts to author for approval when checklist transfer decision is made
7. Download file of existing active attribute IDs, names, and order
8. Maximum number of institutions per author update
9. Notification Services: New Auto-Denial Events for Reviewers and Authors
10. Change to the Ingestion Status Report
11. System Transmittal Date added to Publisher level reports
12. PayPal upgrade to Advanced Checkout
13. Google Analytics UA ID sunset and transition to GA4
14. Notable defect fixes and functionality optimizations

Q3.2023 Release Updates

1. Email template name added to audit trail

Updated the manuscript audit trail so that email-related records will now include the name of the email template used.

Users:




Action required?

Available by default. No configuration required.

Details & Configuration:

The audit trail of a manuscript will now display the name of the email template with each email-related event recorded.

24-Mar-2023 1:33 PM GMT 24-Mar-2023 1:33 PM GMT	 To: [redacted] From: [redacted] Subject: All required reviews have been returned for Manuscript ID HEED-03-2023-0007 Result: Successfully sent. Template Name: SW - Awaiting Editor Decision
--	---

2. Sort UAD alerts by time/date within queue

Updated the sorting functionality in the “Medium and High Risk” UAD queue so that users can sort the manuscripts by the most recent date that a UAD report was generated/updated.

Users:



Action required?
Available by default. No configuration required.

Details & Configuration:

Users can click on the new “Date Detected” header at the top of the manuscript queue to sort the UAD alerts by date/time of when the unusual activity was recorded.

The sorting function uses the timestamp of the UAD alert, and the timestamp is updated anytime a new incident on the UAD report is recorded. As such, manuscripts may change order in the queue as new activity accumulates on a UAD report throughout the manuscript’s life cycle.

Medium and High Risk			Manuscr
Manuscript ID	Manuscript Title	Date Submitted ↓	Status
Manuscript Type	Submitting Author	Date Detected ↓	
ORIG-TEST-0016-06-2023	test [View Submission]	02-Jun-2023	AE: Not Assigned EIC: Not Assigned ADM: Majstorovic, Boris (proxy) Immediate Accept (02-Jun-2023)
High			
Original Article	Author, Author (contact) (proxy)	02-Jun-2023	Scheduled to start archiving in 80 days

3. Cognos report for “Source of Reviewer Selection”

Added a new data field to the Build Your Own Reports (Peer Review Details) package to report on how editors find and select reviewers into the reviewer list.

Users:



Action required?

Available by default. No configuration required.

Details & Configuration

The new data field can be accessed through the Build Your Own Reports Cognos studio:

Peer Review Details Reports (on admin dashboard) --> Build Your Own Reports --> REVIEWERS --> Source of Reviewer Selection

Source of Reviewer Selection	
abcd	<input type="checkbox"/> Advanced Search
abcd	<input type="checkbox"/> Affiliate Search
abcd	<input type="checkbox"/> Alternative
	<input type="checkbox"/> Author Recommended
	<input type="checkbox"/> KW and RI Search
	<input type="checkbox"/> No Data
	<input type="checkbox"/> On the Fly
	<input type="checkbox"/> OTHER
	<input type="checkbox"/> Prev version
	<input type="checkbox"/> Quick Search
	<input type="checkbox"/> Related Paper Search
	<input type="checkbox"/> S1 Rev Search

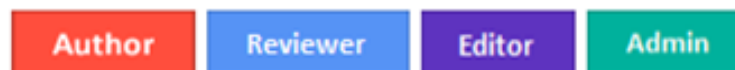
- **Advanced Search:** reviewer was selected from using the Advanced Search
- **Affiliate Search:** reviewer was selected from WoS Reviewer Locator
- **Alternative:** reviewer was selected from the alternates list
- **Author Recommended:** reviewer was selected from the author-provided recommended reviewers
- **KW and RI Search:** reviewer was selected from using the Keyword and Research Interest search
- **No data:** N/A, invalid filter
- **On the Fly:** reviewer was selected by creating an “on the fly” account for them
- **OTHER:** N/A; backend placeholder for new reviewer selection methods

- **Prev version:** reviewer was imported into the manuscript from the previous version
 - **Quick Search:** reviewer was selected from using the Quick Search
 - **Related Paper Search:** reviewer was selected from using the Related Papers search
 - **S1 Rev Search:** reviewer was selected from using the ScholarOne Reviewer Recommender (public beta tool, applicable only to sites participating in the test)
-

4. Cookie preference management

Implemented cookie notification banner and cookie preference management center for ScholarOne.

Users:

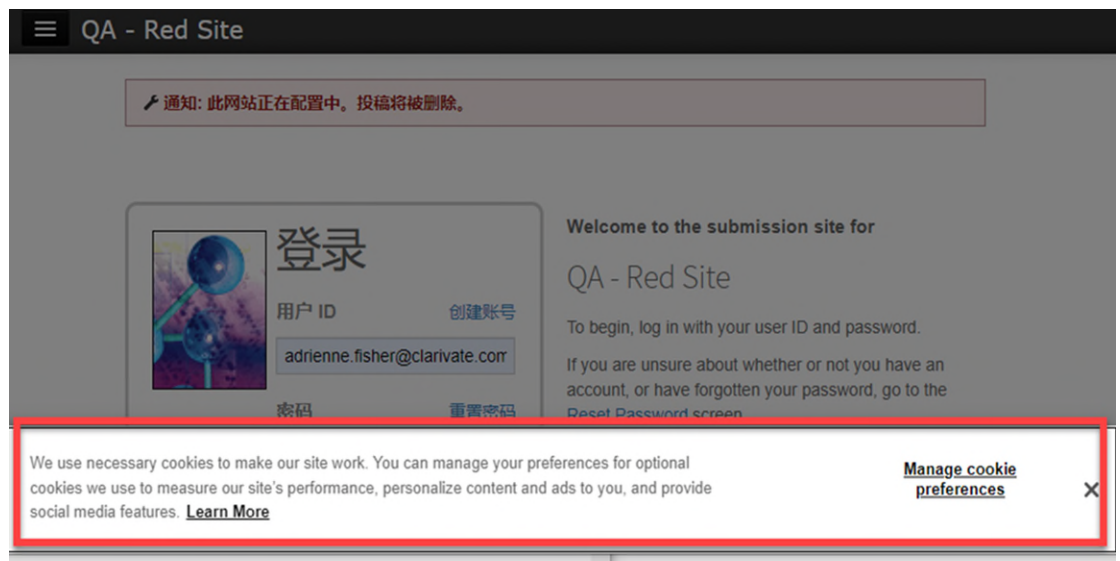


Action required?

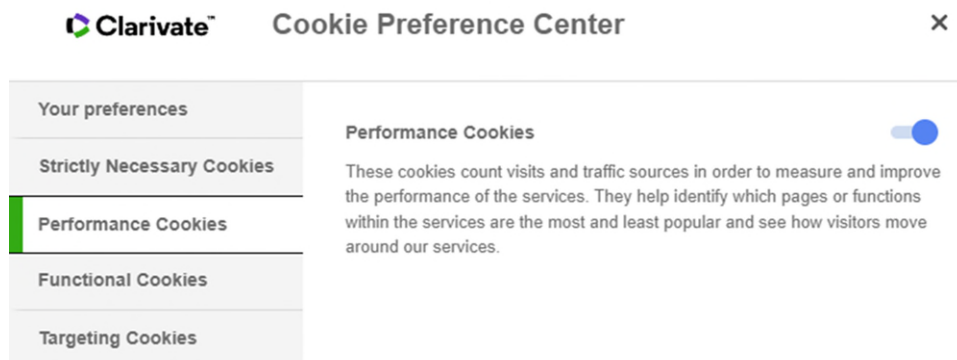
Available by default. No configuration required.

Details & Configuration

- All users will now be shown the cookie consent banner with instructions on how to learn more about Clarivate's cookie policy and with an option to manage preferences.
- If a user clicks the X, default "Accept All" cookie selection will be saved.
- Banner will only show once after implementation, or again any time after a user clears browser data. This applies to all ScholarOne sites, e.g. if a user accepts all cookies on ScholarOne site A and then navigates to ScholarOne site B, the cookie preferences chosen on site A will be applied to activity on site B and the cookie banner will NOT be shown.



- To change cookie preferences, select “Manage Cookie Preferences” in the footer of any S1M page, or in the link from the consent banner.
- Each cookie type has a definition of their function and an option to turn on/off, except for *Strictly Necessary* cookies.



Note: more information about cookies and Clarivate’s cookie policies can be found at <https://clarivate.com/privacy-center/notices-policies/cookie-notice/>

5. Version history change to show all previous transfers

If configured, the Version history on the Manuscript Information page will display all transfers, not just the most recent one.

Users:

Action required?

Available by request only. To arrange access, please contact your customer success manager or open a support ticket.

Details & Configuration

This is controlled by a new configuration option displayed on step 18 Transferring Manuscripts. The config option is positioned directly below "Display "View Review Details" link in Audit Trail and Version History on this site (not available for triple-blind sites)."

The option is named **Display all previous transfers**.

☐ Allow default transfer choices to be edited at decision. If checked, the user completing the decision task will be able to add or remove journals from the author's final list of transfer options

☐ Display "View Review Details" link in Audit Trail and Version History on this site (not available for triple-blind sites). When this option is selected, THEN

☒ Display all previous transfers

☐ When transferring papers to another site, include manuscript Notes in the transfer.

☐ Suppress the Manuscript Transfer section on the Manuscript Files tab for this site.

Save

Version History

	Manuscript ID	Manuscript Title	Date Submitted	Decision Letter & Response	Switch Details
you are viewing	Draft		not yet submitted		
	20-3658		01-Jul-2020	Transferred in from on 17-Jul-2020.	2nd transfer
	20-Feb-077		17-Apr-2020	Transferred in from on 30-Jun-2020.	1st transfer

The information is also displayed in the mini version history.

Reviewer List

Order	Name	Status	History	Remove
1	Yong, Onn Sun Clarivate Analytics UK Limited proxy	Declined invite again	Invited: 16-Feb-2023 Declined: 16-Feb-2023 view full history	✕
2	ALAGASEN, PARTHIBAN ScholarNext proxy	Auto decline invite again	Auto Selected No invitation sent: 16-Feb-2023 Auto decline: 17-Feb-2023 view full history	✕

Alternates

Request More People

Save

Author's Recommended / Opposed Reviewers

Name, Keywords, Institution, E-Mail, Roles, Reason	Current / Past 12 Months	Days Since Last Review	Average R-Score	Add
No people entered.				

Progress

# reviews required to make decision	1
# active selections	0
# invited	0
# agreed	0
# declined	2
# returned	0

Save

Create Reviewer Account

Add New Reviewer

Set My Search Preferences

Version History

WRX4-2023-01-0040

Submitted on 27-Jan-2023

6. Send manuscripts to author for approval when a checklist transfer decision is made

When a checklist transfer decision is made it shall be possible to send the manuscript to Author for approval.

Users:

Admin

Action required?

Available by request only. To arrange access, please contact your customer success manager or open a support ticket.

Details & Configuration

Three configuration options will be available for the Checklist Decision:

1. "For manuscripts transferred out of this site through a Reject with Transfer decision type, send transferred manuscript to the Submitting Author first for approval prior to transfer."
2. Tie transfer decision to a specific journal
3. Allow authors to select a transfer destination from a list of journal options

The screenshot shows the configuration interface for the 'Admin Checklist'. It includes the following options:

- ☐ The Checklist can render an immediate reject decision
Decision Text:
- ☒ Allow the user to render a **Reject with Transfer decision**
Decision Text:
- ☒ For manuscripts transferred out of this site through a Reject with Transfer decision type, send transferred manuscript to the Submitting Author first for approval prior to transfer.
 - ☐ Tie transfer decision to a specific journal
 - ☒ Allow authors to select a transfer destination from a list of journal options

These options already exist for regular decisions and recommendations and are displayed when the decision or a recommendation task is edited from **Configuration Center > Task Configuration**.

When the manuscript is sent to Author for approval, the system shall behave the same as for regular transfer decisions.

The configuration feature **Author Choice Transfer** (step 18 Transferring Manuscripts) shall apply to checklist transfer decisions.

7. Download file of existing active attribute IDs, names, and order

When exporting the .csv file that contains attributes, the configurators will have the option to download the file that lists only **active** attributes.



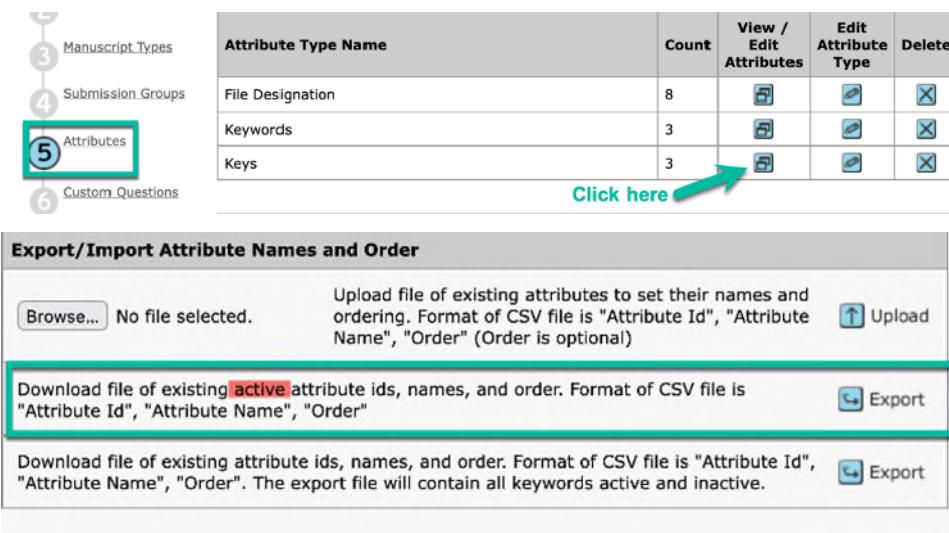
Action required?

Available by default. No configuration required.

Details & Configuration

The new configuration option on **step 5 Attributes**: Download file of existing active attribute ids, names, and order. Format of CSV file is "Attribute Id", "Attribute Name", "Order", "External ID".

Downloaded CSV file will contain only active attributes.



The screenshot shows the 'Attributes' configuration page. On the left, a sidebar lists steps 3 to 6: Manuscript Types, Submission Groups, Attributes (highlighted with a red box and a red circle), and Custom Questions. The main area contains a table of attribute types:

Attribute Type Name	Count	View / Edit Attributes	Edit Attribute Type	Delete
File Designation	8			
Keywords	3			
Keys	3			

A red arrow points to the 'View / Edit Attributes' icon for 'Keys' with the text 'Click here'. Below the table is a section titled 'Export/Import Attribute Names and Order' with three options:

- Upload:** Upload file of existing attributes to set their names and ordering. Format of CSV file is "Attribute Id", "Attribute Name", "Order" (Order is optional). Includes a 'Browse...' button and an 'Upload' button.
- Export (Active):** Download file of existing **active** attribute ids, names, and order. Format of CSV file is "Attribute Id", "Attribute Name", "Order". This option is highlighted with a red box. Includes an 'Export' button.
- Export (All):** Download file of existing attribute ids, names, and order. Format of CSV file is "Attribute Id", "Attribute Name", "Order". The export file will contain all keywords active and inactive. Includes an 'Export' button.

8. Maximum number of institutions per author update

Max # institutions per author shall be 10 (not 4)

Action required?

Available by default. No configuration required.

Details & Configuration

Change in the Configuration center > Submission Configuration > Max # institutions per author change to 10 (from 4).

Authors	
Max # authors :	<input type="text" value="99"/>
Max # institutions per author (up to 10) :	<input type="text" value="4"/>

If left blank, then the system shows the max (10) in the Author center > Submission step Authors & Institutions

Department:

* Country/Region

State/Province:

* City:

Phone Number:

[Add Another Institution](#) (Optional. 10 Maximum)

9. Notification Services: New Auto-Delay Events for Reviewers and Authors

New notifications: Invited Reviewer Auto-Delayed Event and Invited Author Auto-Delayed Event

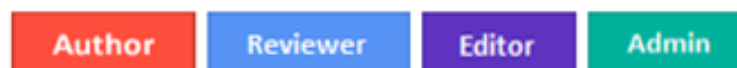
The notifications are configured under **System Events** and are called "**Invited Author Auto-Declined**" and "**Invited Reviewer Auto-Declined**"

Notification will trigger when an invited Author OR an invited Reviewer is auto-declined according to the journal's configuration settings.

10. Change to the Ingestion Status Report

The filter "Only Show Successful Ingestions In Draft" added to Ingestion Status report.

Users:



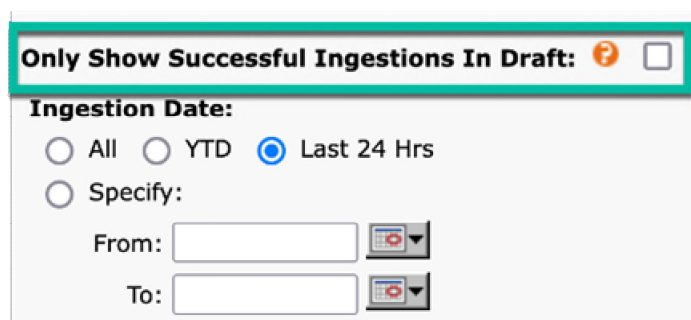
Action required?

Available by request only. To arrange access, please contact your customer success manager or open a support ticket.

Details & Configuration

Ingestion Status report shows all ingestions in a given time across all publisher sites if accessed from the portal.

The column "Manuscript ID" shows "draft", for both unsubmitted manuscripts and those that haven't been processed. When the box "**Only Show Successful Ingestions In Draft**" is checked the report will show "newly" ingested docs in draft that have NOT been ingested/submitted/unsubmitted.



11. System Transmittal Date added to Publisher level reports

For each version of a manuscript, the **System Transmittal Date** field contains the date/time the manuscript version was submitted. Once recorded, no user action will edit this date. It is a static record of when each version was first submitted to ScholarOne. This field is available for all original submissions, revisions, and resubmissions.

Users:



Action required?

Available by default. No configuration required.

Details & Configuration

The following reports shall have the **Transmittal Date** as a search option for the publisher-level reports in ScholarOne:

- Submissions
- Decisions
- Reviews
- Production Statistics
- Submissions Over Time
- Transferred Manuscripts
- ScholarOne Reviewer Locator (legacy)
- Web of Science Reviewer Locator

A screenshot of the ScholarOne 'Submissions Report' configuration page. The page has a dark grey header and footer. The main content area is white. At the top, 'Report Name:' is followed by a text box containing 'Submissions Report'. Below this, 'Description:' is followed by a text box containing a paragraph about the report. Under 'Group by:', there is a list of radio buttons: 'Country/Region of Submitting Author', 'Imprint', 'Office', 'Ownership', 'Launch Year', 'Discipline', and 'OA'. Below this list is a 'Deselect' link. The 'Transmittal Date:' section has a 'From:' date picker set to 'Mar 24, 2023' and a 'To:' date picker set to 'Mar 24, 2023'. There are radio buttons for 'Earliest date' (selected) and 'Latest date'. The 'Include:' section has three checked checkboxes: 'Original Submissions', 'Resubmissions', and 'Revisions'. At the bottom right of the 'Include:' section are links for 'Select all' and 'Deselect all'.

12. PayPal Advanced Checkout

A new PayPal Advanced Checkout integration is now available with ScholarOne. Advanced Checkout is the most recent and most advanced PayPal's payment processing solution that includes all the features available through the Standard Checkout integration plus additional advanced payment types, customizable features, and risk management tools. Among many security features (PCI compliance, Fraud Protection, 3D Secure), PayPal Advanced Checkout enables processing of transactions in various currencies.

Users:



Action required? Available by request. To arrange this, please contact your customer success manager or open a support ticket.

IMPORTANT: Before requesting , clients will need to check if their PayPal account is eligible for Advanced Credit and Debit Card Payments feature activation.

Details & Configuration

Enabling PayPal Advanced Checkout on ScholarOne requires two sets of changes done in PayPal account and on ScholarOne. Setting up a PayPal account requires activation of Advanced Credit and Debit Card Payments feature and Enabling 3rd Party permissions, whereas setting up ScholarOne requires enabling PayPal Advanced Checkout in Developer center and configuring the E-commerce section on Submission Configuration page in Config Center. Detailed instructions on necessary actions will be provided by support upon request.

13. Google Analytics UA ID sunset and transition to GA4

Google Analytics 4 (GA4) is the latest version of Google's web analytics platform which offers new features and capabilities for collecting and processing data from your site and creates reports to provide better insights into your business. With sunset of the standard Universal Analytics, we have now enabled Google Tag Manager to work with Google Analytics 4

Users:

Action required? Available by request only. To have this arranged, please contact your customer success manager or open a support ticket.

Details & Configuration

This is enabled through changes in parameters in our Developer center. Detailed instructions on necessary actions will be provided by support upon request.

14. Notable Defect Fixes & Functionality Optimizations

Note: ScholarOne deploys a number of patches and hotfixes between releases, ensuring that our users experience constant improvements to the platform. Many of these are driven by internal teams to optimize processes and therefore do not affect workflows. If you have questions about any of these changes, however, please reach out to Support.

- **Changing the decision and creating a new draft email returns an error**
 - Resolved an issue in which users received an error after changing a manuscript decision and generating the new decision letter.
- **Picked reviewer can access invitations queue in reviewer dashboard**
 - Resolved an issue in which reviewers who were picked but not invited to a manuscript could see the manuscript information in their reviewer dashboard invitations queue.
- **E-forms viewing error**
 - Resolved an issue in which clicking “view” on a submitted copyright form would display a string of Javascript code with the form’s status.
- **Submission integration: broken “External Submission in Draft” queue**
 - Resolved an issue in which the “External Submission in Draft” queue would break when a site with submission integration ingested a manuscript’s XML containing special characters.
- **Mass stub creation not including phone number in created accounts**
 - Resolved an issue in which phone number was not populating in newly created user accounts after doing a mass stub creation.

- **Broken badge names throughout the UI**
 - Resolved an issue in which a newly configured badge name would not appear correctly in other areas of the UI (such as advanced search).
 - **##USER_EMAIL## tag not working for iThenticate email templates**
 - Resolved an issue in which the ##USER_EMAIL## tag was not pulling the email address of the person who sent the paper to iThenticate in “Plagiarism Percent Match Threshold Exceeded” and “Plagiarism Originality Report Completed” templates.
-

About Clarivate

Clarivate™ is a global leader in providing solutions to accelerate the lifecycle of innovation. Our bold mission is to help customers solve some of the world's most complex problems by providing actionable information and insights that reduce the time from new ideas to life-changing inventions in the areas of science and intellectual property. We help customers discover, protect and commercialize their inventions using our trusted subscription and technology-based solutions coupled with deep domain expertise. For more information, please visit clarivate.com

Contact our experts today:

+1 215 386 0100 (U.S.)

+44 (0) 20 7433 4000 (Europe)

clarivate.com

© 2022 Clarivate. Clarivate and its logo, as well as all other trademarks used herein are trademarks of their respective owners and used under license.