




ScholarOne Manuscripts Release Notes

Q4.2022 Release



Overview

The *ScholarOne* Product Team is actively engaged in ongoing upgrades to security, performance, and user experience. The following items represent notable improvements made to the platform and tools in this release, as well as key defect fixes and optimizations.

This document also provides information about default configuration values and instructions for configuring each feature. Please note that some features must be activated by an administrator or *ScholarOne* representative for your users to benefit from the new functionality; contact your publisher team or ScholarOne for questions around permission or configurations.

We encourage you to communicate workflow changes to all affected users.

If you have questions about any of the items included in this release, please reach out to ScholarOne Product Support at s1help@clarivate.com.

Contents

1. iThenticate V2 in Client Configuration Center
2. Auto-save changes to iThenticate V2 Similarity Check reports
3. Elastic upgrade
4. Pagination on reviewer search results
5. Auto-refresh page with custom question dependencies
6. Custom question config updates
7. API Services: Editor Reasons for Rejection
8. Notification Services: Rescind Notification
9. Notification Services: Invited Author Response
10. Submission Integration: Adding Emails to Audit Trail
11. Submission Integration: Lock Icon for Manuscripts
12. Notable Defects and Functionality Optimizations

Q4.2022 Release Updates

1. iThenticate V2 in Client Configuration Center

Updated Client Configuration Center to include Plagiarism Checking page which will allow users with client configuration center access to adjust iThenticate V2 settings. Previously, admins could only make configuration adjustments from the admin dashboard if the integration was initially set up with admin access. Moving this into the Client Configuration Center will allow more flexibility for power users to update report generation settings without contacting Support.

Users

Admin

Action required

iThenticate V2 integration must first be enabled and credentials provided; reach out to ScholarOne support to assist with upgrading from V1 to V2, or enabling V2 on a new site.

Details & Configuration

1. Navigate to the Client Configuration Center
2. Go to *Configure This Site* and click on Step 16 *Plagiarism Checking*
3. Make the selections to define how Similarity Reports should be generated for the site

NOTE: do not make changes to the Turnitin URL or API key fields; this will disconnect your site's integration and Similarity Reports will no longer be generated.

2. Auto-save changes to iThenticate V2 Similarity Check reports

Added a configuration option to auto-save changes in the Similarity Report pop-up window. If this option is checked, all changes made to a given report will save when the window is closed and

restore when/if the report is re-opened. All user changes will be saved; the last set of changes made to a report will be the ones to restore when the report is re-opened by any user. Changes to a given report may include adjustments to exclusion filters or search repositories.

Users



Action required.

Configuration will be ON by default for sites with an active iThenticate V2 integration during the release. Configuration will be OFF by default for sites enabling V2 in the future.

Details & Configuration

- 1. Navigate to the Client Configuration Center
- 2. Go to *Configure This Site* and click on Step 16 *Plagiarism Checking*
- 3. Update the selection for *Save changes in the Similarity Report popup*

Similarity Report generation settings

☐ Index submissions ?

☐ Exclude quotes ?

☐ Exclude bibliography ?

☐ Exclude abstract ?

☐ Exclude methods ?

☐ Exclude internet ?

☐ Exclude publications ?

☐ Exclude submitted works ?

☐ Exclude citations ?

☐ Exclude preprints ?

☐ Exclude custom sections ?

Exclude small matches

8 ?

Select search repositories

Crossref

Publication

Internet

Crossref Posted Content

Submitted Work

 ?

☐ Save changes in the Similarity Report popup ?

Selecting this option will automatically save all changes made by all users in the Similarity Report popup.

Viewer Permissions


3. “Search” technology upgrade

Upgraded the search engine technology that ScholarOne Manuscripts uses (called “Elasticsearch”) to a new version. Elasticsearch powers several different searches in S1M, including Research Interest, Keywords, and Duplicate Submission Checker.

Benefits of this upgrade:

1. Improved search client: S1M will have more control over fine-tuning searches with the outcome of higher-quality results for the end-user.
2. Support: S1M will receive support from central Clarivate teams dedicated to providing technical support and resolution for Elasticsearch.
3. Maintenance: The upgrade will include several internal maintenance tools developed to monitor and quickly identify search issues as they arise.
4. Security: The upgrade provides additional system security, strengthening areas of vulnerability against potential threats.
5. Future improvements: S1M will be able to develop and/or improve other search functions in the future using the new version.

Users:



Action Required

Available by default following a transition plan. No configuration required.

Details & Configuration

Areas that will be improved by the upgrade:

- Keyword and Research Interests: The data is based on the user-selected keywords and user-entered Research Interest:

Keyword and Research Interests Searching

This feature searches for reviewers by keyword entered in their user profile and/or free text entered in their Research Interests field.

Keywords

Research Interests:

AND

Search:

Pick

Note: If you wish to search for more than one search term, you should join them with a search operator such as AND or OR. The full list of available search operators is: *, AND, OR, NOT, (,), ?, ~, ", ^, +, -, ||, .

Where to Search:

Analyst

Analytical Methods

Biomaterials Science

Catalysis Science & Technology

ChemComm

Sort Order

Primary Sort: Relevance

Descending

Secondary Sort: Name (Last, First)

Ascending

Clear

Search

- Duplicate Submission Check: The data for the Document (Dup Doc) search is based on the fields available in the document advanced search.:

Duplicate Submission Check

This feature searches other submissions to this site and displays a relevancy % on both the manuscript title and the full author list to help identify potential duplicate submissions. The manuscript with the highest relevancy % on both title and author list will be displayed first.

Perform Duplicate Submission Check

top

4. Pagination on Reviewer List

Added pagination to the reviewer list to only display 10 records at a time.

Previously, if a manuscript had large numbers of reviewers, it would be susceptible to repeated gateway timeout errors, preventing editors/admins from accessing the manuscript. Adding this pagination will eliminate the gateway timeout error for this issue and make large lists more manageable.

Users:

Editor

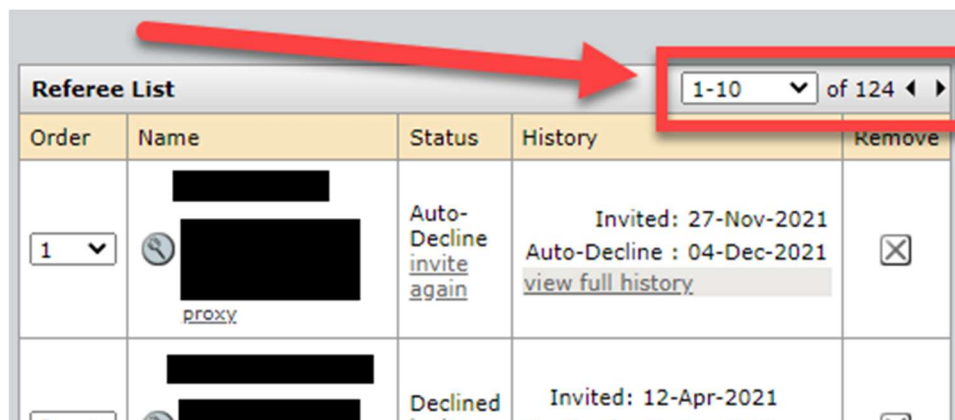
Admin







Action Required

Available by default. No configuration required.

Details & Configuration

If a reviewer list has more than 10 reviewers selected/invited/responded to a manuscript, Editors/Admins will now page through the list instead of seeing all records on one page:



Referee List				
Order	Name	Status	History	Remove
1	  <small>proxy</small>	Auto-Decline invite again	Invited: 27-Nov-2021 Auto-Decline : 04-Dec-2021 view full history	
2	 	Declined invite	Invited: 12-Apr-2021 Declined: 16-Apr-2021	

5. Auto-refresh for custom question dependencies

Added auto-refresh functionality for custom questions that are configured with dependencies attached to their responses.

Users:

Author	Reviewer	Editor	Admin
--------	----------	--------	-------

Action required.

Available by default. No configuration required.

Details & Configuration

Custom questions can be configured with dependencies; i.e. if a user selects a certain response to a custom question, the system can then display another question specific to that response (based on the configuration).

Previously, this dependent question would only be displayed after a manual page refresh or on a new page. With the new auto-refresh functionality, upon selection of the response associated with a dependency, the page will refresh immediately and display the dependent question for the user to answer.

6. Decision/recommendation custom question “req” display updates

Updated “req” display for decision custom questions so that “req” symbol appears next to the question only (no longer appears alongside all response options).

Users:



Action Required

Available by default. No configuration required.

Details & Configuration

If there is more than one answer configured for a checkbox question at the decision task, the “req” symbol or red asterisk will only display next to the question, and not after all answer options.

7. API Services: Custom Questions on Tasks

Added data for task-based custom questions to the getSubmissionFull V6 API.

Users:



Action required.

To leverage use of this API, you must be a ScholarOne Web Services client and will need to upgrade to V6. If you want to learn more about using this API, reach out to your Account Director.

Details & Configuration

- Custom questions will be output with their relevant task (e.g. checklist, scoresheet, recommendation), as a sub-object of 'task'
- All tasks will be included, even completed tasks, regardless of task status
- Data in the XML will output in DocumentTaskId order

Sample output:

```
<task>
  <datetimeCompleted>2022-07-05T19:03:21Z</datetimeCompleted>
  <datetimeDue>2022-07-27T16:14:12Z</datetimeDue>
  <datetimeDueNew>2022-07-15T17:55:41Z</datetimeDueNew>
  <datetimeExtension>2022-07-15T17:55:41Z</datetimeExtension>
  <datetimeStarted>2022-06-27T16:14:12Z</datetimeStarted>
  <taskCustomQuestions>
    <answerType>TYPE_CHECKBOX</answerType>
    <customQuestionId>30198</customQuestionId>
    <questionName>Reason(s) for Rejection (select all that apply)</questionName>
    <questionStatus>ACTIVE</questionStatus>
    <questionText>Reason(s) for Rejection (select all that apply)</questionText>
    <taskCustomAnswer>
      <abbreviatedResponse></abbreviatedResponse>
      <answerId>31816</answerId>
      <answerName>Not a Reject Decision</answerName>
      <answerStatus>ACTIVE</answerStatus>
      <answerText>Not a Reject Decision</answerText>
    </taskCustomAnswer>
  </taskCustomQuestions>
  <taskId>49358060</taskId>
  <taskName>AE Decision</taskName>
  <taskStatus>COMPLETED</taskStatus>
  <taskStatusName>Make AE Decision</taskStatusName>
</task>
```

8. Notification Services: Rescind Notification

Added a new **System Event** notification when a task on a manuscript has been rescinded (only valid for Reviewer Score, Recommendation, and Decision tasks).

Users:

Admin

Developer

Action Required

Visible to all existing Web Service clients. If you are not a Web Service client and want to learn more, please contact your Account Director.

Details & Configuration

From the Integration Dashboard, navigate to *Notification Services Subscriptions*. Example configuration below:

Add Notifications

Tasks:

Invited Submission (<i>Invited</i> Manuscript Workflow)

AE Recommends (Submitted Manuscript Workflow)

AE Recommends (Resubmitted Manuscript Workflow)

AE Recommends (Revised Manuscript Workflow)

EIC Decision (Submitted Manuscript Workflow)

EIC Decision (Resubmitted Manuscript Workflow)

EIC Decision (Revised Manuscript Workflow)

Make Decision on Appeal (Appeal Manuscript Workflow)

Grant/Deny Appeal (Appeal Manuscript Workflow)

Status:

Closing

Rescinded

Initiated

On Hold

Failed

9. Notification Services: Invited Author Response

Added a new **System Event** notification when an author responds to an invitation to submit.

Users:

Admin

Developer

Action Required

Visible to all existing Web Service clients. If you are not a Web Service client and want to learn more, please contact your Account Director.

Details & Configuration

From the Integration Dashboard, navigate to *Notification Services Subscriptions*. Example configuration below:

Area:
System Events

Add System Events

System Events:

- Original Manuscript Submission Confirmation (Authors / Co-Authors)
- Resubmission Manuscript Submission Confirmation (Authors / Co-Authors)
- Revised Manuscript Submission Confirmation (Authors / Co-Authors)
- Transferred Manuscript Submission Confirmation (Authors / Co-Authors)
- Invited Author Notification (Invited Authors / MRW)
- Invited Author Response (Invited Authors / MRW)**
- Invited Manuscript Stub Created (Invited Authors / MRW)
- Invited Manuscript is Deleted (Invited Authors / MRW)
- Manuscript Export Failed (Miscellaneous)
- Manuscript Export Failed (File Storage) (Miscellaneous)

Add

10. Submission Integration*: Adding Emails to Audit Trail

For sites with a Submission Integration setup: added the ability to provide external email correspondences to the audit trail in S1M via the external integrated platform.

Users:

Developer

Action required.

Available by default to all customers utilizing Submission Integration.

Details & Configuration

- Certain fields can be passed in the JATS XML as part of the submission package that will add email correspondence to the audit trail.

Example format for XML:

```

<article-meta>
<audit-trail-group>
  <audit-trail>
    <datetime-sent>2022-07-04T15:56:24</datetime-sent>
    <to-email>author-email@don-not-send.com</to-email>
    <from-email>sender-email@do-not-send.com</from-email>
    <subject>Email Subject</subject>
    <body>This contains the body of the email</body>

    <attached-file-name>author response 7-7-22.docx</attached-file-name>
  </audit-trail>

  <audit-trail>
    <datetime-sent>2022-07-02T15:56:24</datetime-sent>
    <to-email>author-email2@don-not-send.com</to-email>
    <from-email>sender-email2@do-not-send.com</from-email>
    <subject>Email Subject2</subject>
    <body>This contains another body of the email</body>
  </audit-trail>
</audit-trail-group>
<supplementary-material specific-use="Audit Trail" xlink:href="author response 7-7-22.docx"/>
</article-meta>

```

* Submission Integration is a set of features in ScholarOne allowing external systems such as publisher portals and preprint servers to push manuscripts into journal sites.

11. Submission Integration*: Lock Icon for Manuscripts

For sites with a Submission Integration setup: added a padlock symbol that will display next to the manuscript ID when the paper is in a locked state. This will indicate whether the manuscript is locked for changes or is open for editing by the author.

Users:








Action required.

Available by default to all customers utilizing Submission Integration.

Details & Configuration

The padlock symbol will appear next to the manuscript ID on the following pages:

- View Manuscript
- Search result list
- Manuscript Details header

Manuscript ID	Manuscript Title	Date Submitted	Status	Take Action
Manuscript Type	Submitting Author			
42438 2021	 View Submission	28-Dec-2021	AE:  (proxy) EIC:  (proxy) ADM:  (proxy) * Accept (10-Jan-2022) * Accept for Final Submission	Select... ▼
Regular Manuscript	 (proxy)			

* Submission Integration is a set of features in ScholarOne allowing external systems such as publisher portals and preprint servers to push manuscripts into journal sites.

12. Notable Defect Fixes & Functionality Optimizations

Note: ScholarOne deploys a number of patches and hotfixes between releases, ensuring that our users experience constant improvements to the platform. Many of these are driven by internal teams to optimize processes and therefore do not affect workflows. If you have questions about any of these changes, however, please reach out to Support.

- Email tags associated with custom questions at decision task not working**
 Resolved an issue in which email tags for decision custom questions were not rendering in sent emails.
- System timeout when trying to access Configuration Audit Trail**
 Resolved an issue in which system was returning a gateway timeout error when attempting to download Configuration Audit Trail file.
- Plagiarism checking error when trying to delete manuscript files from a rescinded submission**
 Resolved an issue in which authors were unable to delete files from unsubmitted manuscripts if the submission had been sent to iThenticate for processing.
- iThenticate Configuration Tools not appearing for sites newly integrated with iThenticate**
 Resolved an issue in which “iThenticate Configuration Tools” and the subsequent plagiarism checking “History” link was not appearing for sites being configured with iThenticate for the first time
- Audit Trail is not updated when Admin/Editor updates custom question response for scoresheet, recommendation, or decision**
 Resolved an issue in which Audit Trail was not recording when an Admin/Editor changed a custom question response.

About Clarivate

Clarivate™ is a global leader in providing solutions to accelerate the lifecycle of innovation. Our bold mission is to help customers solve some of the world's most complex problems by providing actionable information and insights that reduce the time from new ideas to life-changing inventions in the areas of science and intellectual property. We help customers discover, protect and commercialize their inventions using our trusted subscription and technology-based solutions coupled with deep domain expertise. For more information, please visit clarivate.com

Contact our experts today:

+1 215 386 0100 (U.S.)

+44 (0) 20 7433 4000 (Europe)

clarivate.com

© 2022 Clarivate. Clarivate and its logo, as well as all other trademarks used herein are trademarks of their respective owners and used under license.

