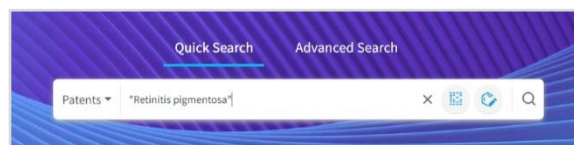


See patent publication trends over time

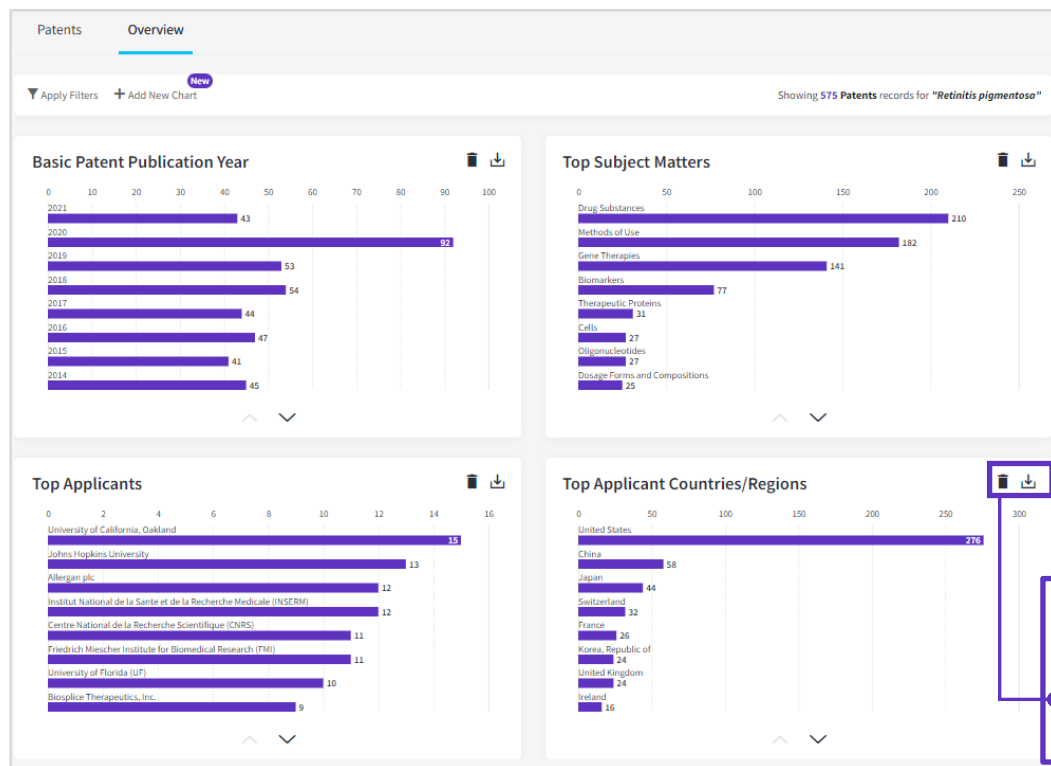
Cortellis Drug Discovery Intelligence

You may need to analyze the patent publication trend around an area of interest over time. This is easy to do with the Overview tab in the patent's results page.

1. Search by your area of interest in **Patents**, for instance *Retinitis pigmentosa*.



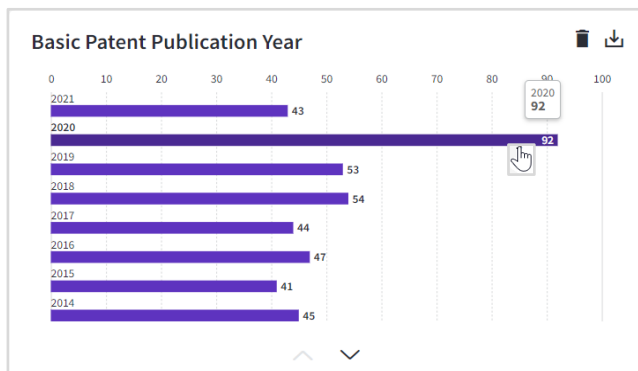
2. In your results page, go to the **Overview** tab to visualize how your results distribute among different categories.



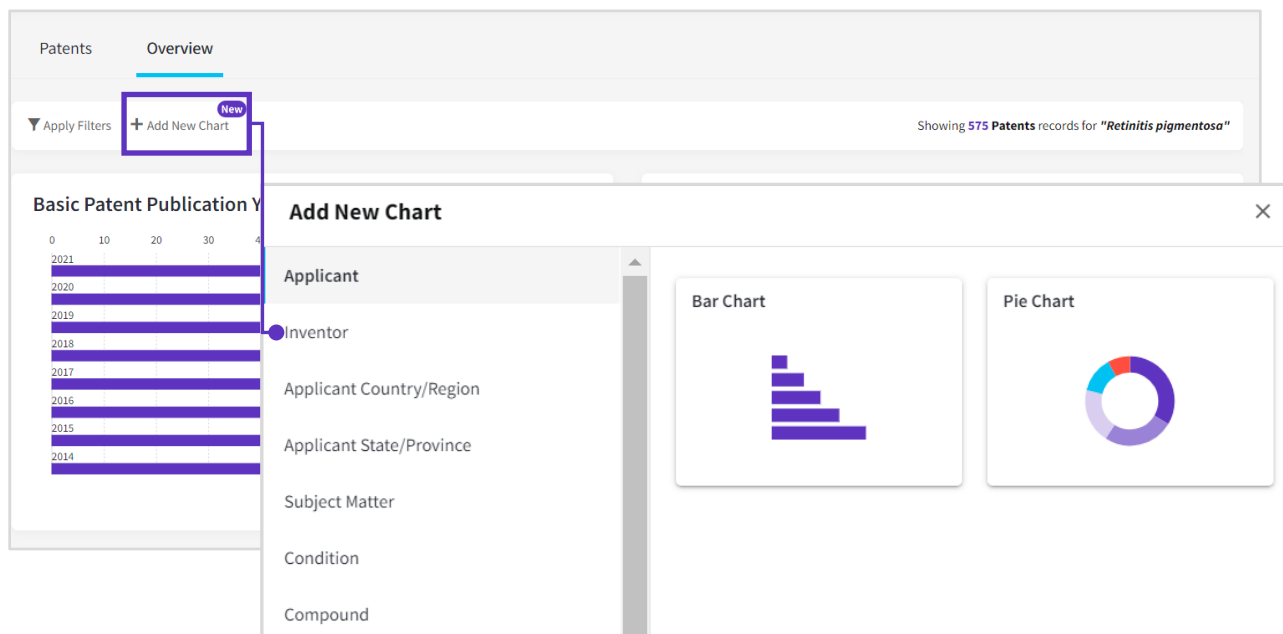
Tip Download your graphs for your presentations and papers.

Or remove the irrelevant categories from the Overview dashboard.

3. The **Basic Patent Publication Year** graph will help you visualize the publication trend over time. You can navigate to a subgroup of patents by clicking on any of the bar charts.



4. Use **Add New Chart** to design your own overview dashboard. You can choose the categories you want to visualize, as well as the chart to do so.



Patents Overview

Apply Filters + Add New Chart

Showing 575 Patents records for "Retinitis pigmentosa"

Add New Chart

Applicant

- Inventor
- Applicant Country/Region
- Applicant State/Province
- Subject Matter
- Condition
- Compound

Bar Chart

Pie Chart

For more information contact Customer Service at [LS Product Support](#)