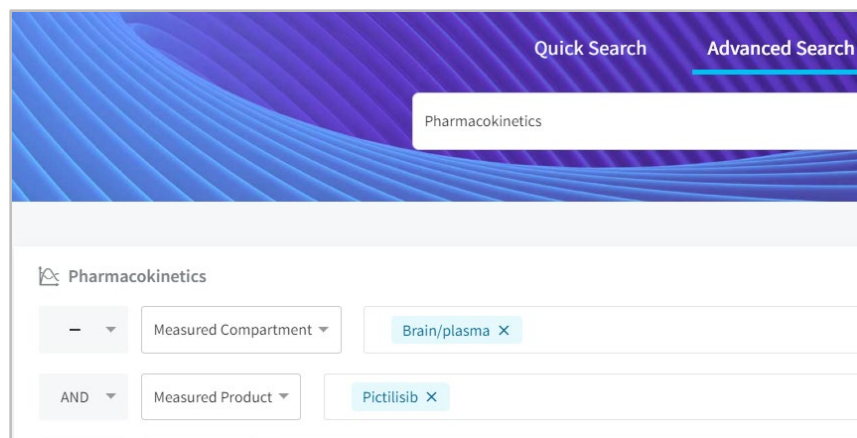


# Cortellis Drug Discovery Intelligence

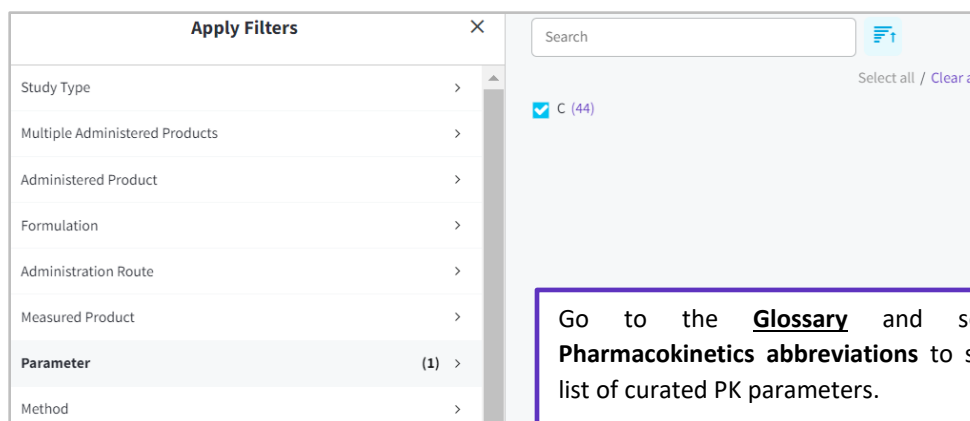
## Find your drug's brain/plasma penetration

Easily understand how your drug distributes in different compartments across time with the Pharmacokinetics Knowledge Area.

1. Run an Advanced Search in **Pharmacokinetics**, for example to find **brain/plasma** distribution of **Pictilisib**.



2. In the results page, use **Apply Filters** to select the **Parameter** you'd like to study. In this case, **Concentration** is the only available parameter.

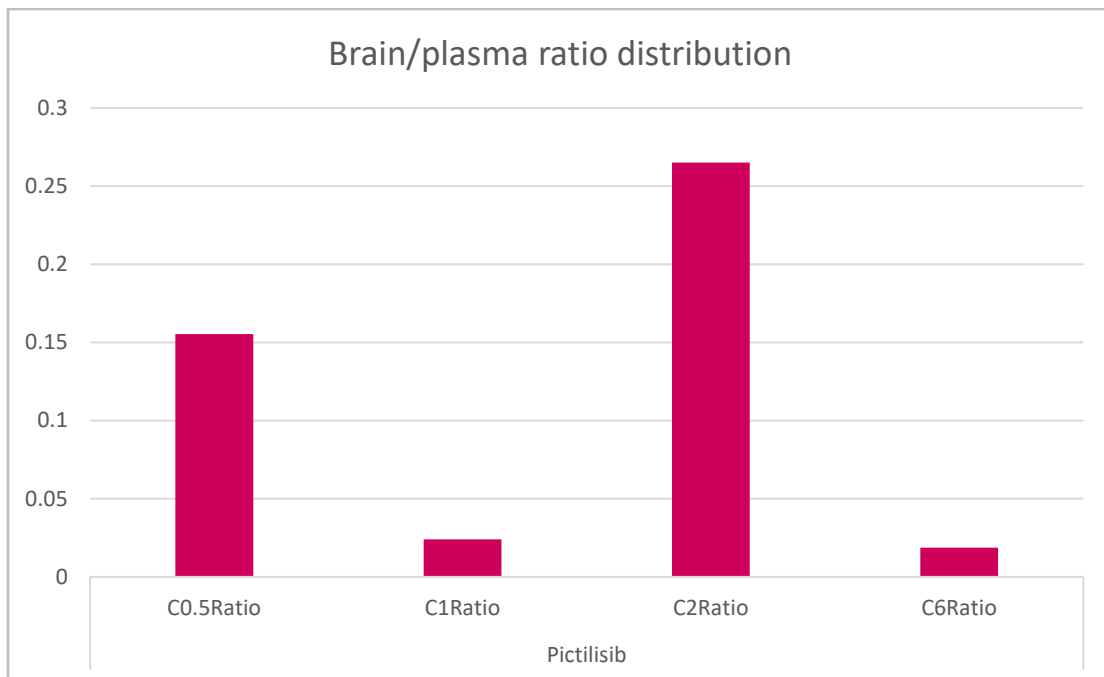


- The results page will show details such as **Dosage** and measured **Parameter**. Note that the timing of the measurement is underscored next to the Parameter. Open a specific record of interest to know details of the source by clicking on the arrow at the far left of the results page.

Administered Product	Dosage	Measured Product	Parameter	Value	Compartment	Method	Organism	Source
> Pictilisib	150 mg/kg	Pictilisib	C <sub>6</sub> Ratio	0.0127 ± 0.0011	Brain/plasma		Mice	Drug Metab Dispos (2014)
> Pictilisib	150 mg/kg	Pictilisib	C <sub>1</sub> Ratio	0.021 ± 0.014	Brain/plasma		Mice	Drug Metab Dispos (2014)
> Pictilisib	10 mg/kg	Pictilisib	C <sub>0.5</sub> Ratio	0.6	Brain/plasma		Mice	Drug Metab Rev (2010)
> Pictilisib	10 mg/kg	Pictilisib	C <sub>2</sub> Ratio	0.034				Drug Metab Rev (2010)

When comparing drug distribution in 2 compartments, the parameter value is represented by the distribution ratio.

- Export** your results into Excel by clicking on options (...) at the top right of the page. You can then use Excel's capabilities to build graphs such as the below.



For more information contact Customer Service at [LS Product Support](#)