

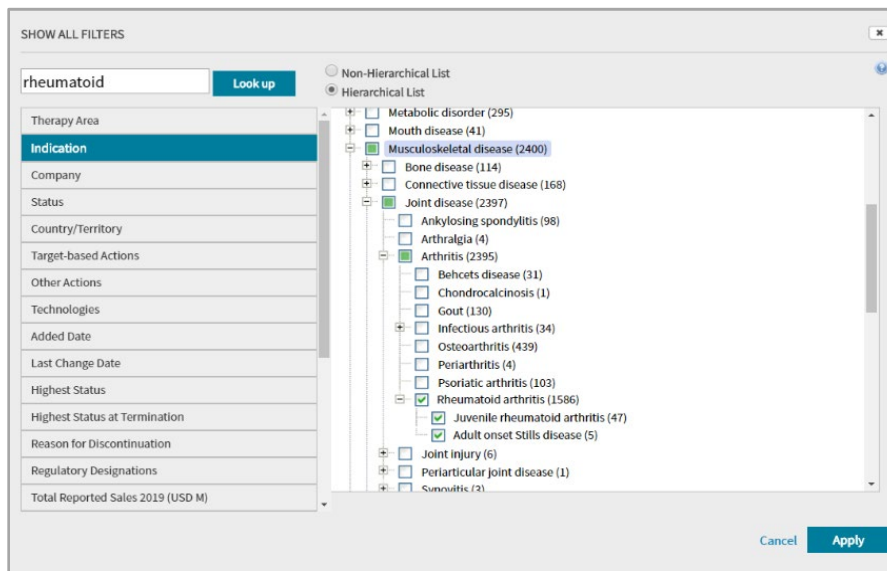

Refine results with filters

Cortellis Competitive Intelligence

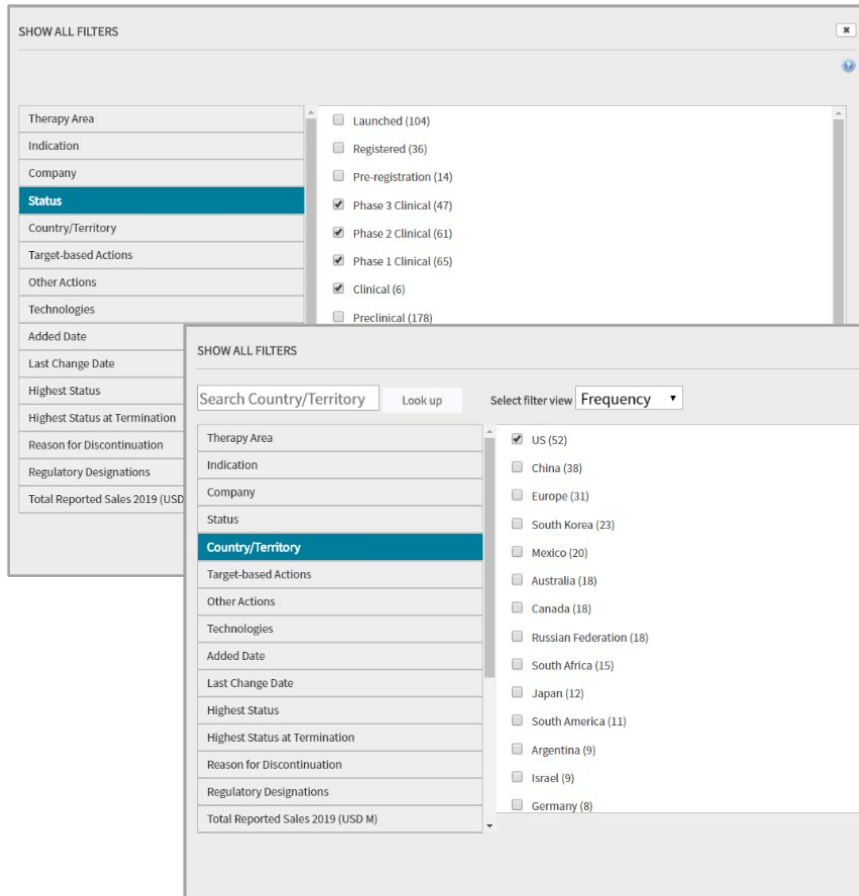
Some searches can yield thousands of results. Filters remove reports that are not of interest to you so you can focus on what relevant. The example below uses drugs reports, but, all reports have filters. Some filter options appear across all report types and some are unique.

Example: Find all rheumatoid arthritis drugs in phase I, 2 and 3 in the US.

1. Type your search term in the “Quick Search” box and click **Index** search button
2. Click any of the “Filters” link to open the filters. Or, scroll down the page and click “Show all filters” on the left-hand side of the page



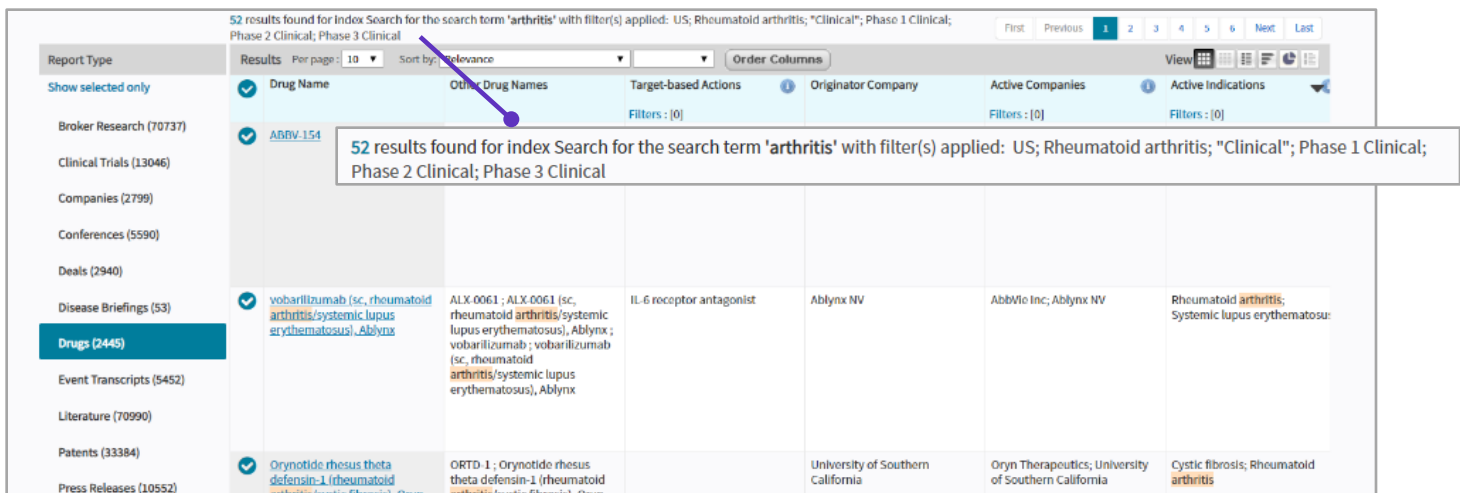
3. To filter to Rheumatoid Arthritis, select “Indication” and to include “child” terms in your search select Hierarchical List. Use the look up box to find the term in the indexing list and select or deselect terms. Using the Non-Hierarchical List will not include child terms in your search.



4. From the "Status" filter select Phase 3 Clinical, Phase 2 Clinical, Phase 1 Clinical and Clinical

5. From the Country/Territory filter select "USA". When you are finished filtering click Apply.

4. Your filtered list appears with your original search term and applied filters listed at the top.



For more information contact Customer Service at [LS Product Support](#).