

Cortellis Regulatory Intelligence

Accessing and launching the PDF Side by Side Viewer

The Cortellis Side by Side Viewer enables you to select, view, scroll and search within two pdf documents of your choice. This powerful tool can assist you to evaluate and compare two pdf documents side by side. For example:

- Two related documents, such as a previous and a current version
- Regulatory Summaries on two topics
- Regulatory Summaries for two different countries/regions
- Two product approval documents

Accessing and launching the PDF Side by Side Viewer

The viewer can be accessed and launched from multiple places in your Cortellis Regulatory journey:

- The Regulatory Intelligence homepage
- The regulatory results page
- The regulatory document or report page
- The side by side document list and history

From the Regulatory Intelligence homepage

Scroll down the Regulatory Intelligence homepage to the Analytics Tools and click on **Side by Side Viewer**.



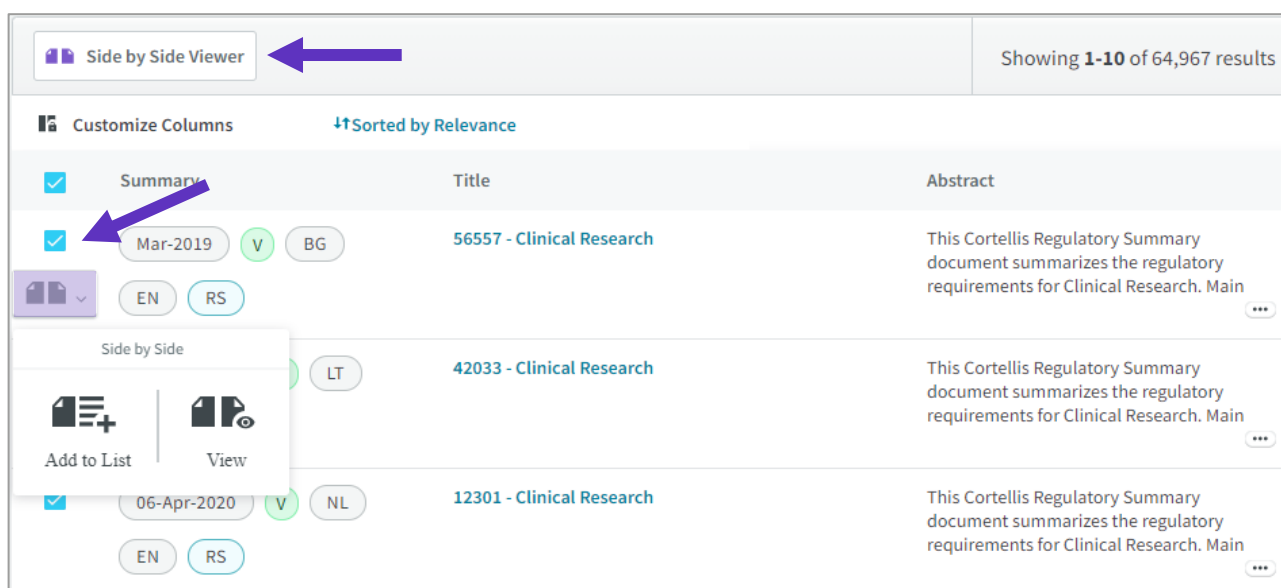
From the regulatory results page

On the results page click on the **Side by Side Viewer** button at the top left to launch the tool.

If you hover over any of the document tick boxes on the left, the Side by Side Viewer button will also appear. You will have two choices: **Add to List** or **View**.

If you click **View**, the pdf viewer will be launched with the related document displayed on the left-hand side. You can then load a second document to view both side by side.

Add to List will add the related document to a side by side list. See the next section about your side by side list.



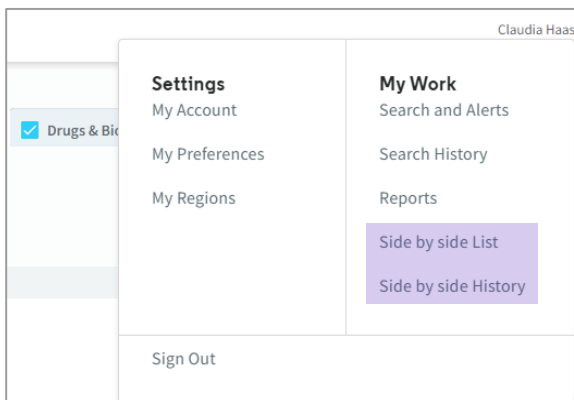
From the regulatory document or report page

The **Add to List** and **View** options are also available on the document page if you click the **Side by Side Viewer** button at the top right of the Summary section. Click on either option to add the report to your side by side list or to launch the pdf viewer, respectively.



From the Side by side document List and History

To access the list and the history of your side by side documents, **hover over your name** at the top right of any Cortellis page. Under My Work you will see links to access your **Side by side List** and your **Side by side History**.



Click on **Side by side List** to see all documents that you've added from a regulatory results or report page. Select any two documents and click on **Side by side document viewer** on the top right of the page to launch the viewer. Both documents will be displayed in the pdf viewer side by side.

< Back | Forward > My Searches and Alerts Side by side document viewer ✕ Delete Item

Saved Searches
 Saved Reports
 Search History
 Side by Side Document List
 Side by Side History
 Saved Predictions

The side by side documents list contains Cortellis documents only.

<input type="checkbox"/>	Content	Title	Abstract	Date	Region	IDRAC Number
<input checked="" type="checkbox"/>	Regulatory	Clinical Research	This Cortellis Regulatory Summary document summarizes the regulatory requirements for Clinical Research. Main aspects include regulatory framework, planning and conducting a clinical trial, CTA/IND review by competent authority/-ies, ethical review, observational studies, in Show more	26-Nov-2020	Bulgaria	56557
<input checked="" type="checkbox"/>	Regulatory	Clinical Research	This Cortellis Regulatory Summary document summarizes the regulatory requirements for Clinical Research. Main aspects include regulatory framework, planning and conducting a clinical trial, CTA/IND review by competent authority/-ies, ethical review, observational studies, Show more	26-Nov-2020	Lithuania	42033

Click on **Side by side History** to see a record of the last 50 pairs of documents you viewed side by side in the tool. You can review any of these pairs of documents in the viewer. Please note that we update all documents to the most recent version. So for example, if a Regulatory Summary was updated since you last viewed it, we will display the latest version of this document. Also note that we do not keep details of documents that are stored on your computer when you viewed them in the side by side tool.

< Back | Forward > My Searches and Alerts Side by side document viewer ✕ Delete Item

Saved Searches | Saved Reports | Search History | Side by Side Document List | Side by Side History | Saved Predictions

The side by side history can include a maximum of 50 files.

<input type="checkbox"/>	Content	Title	Abstract	Date	Region	IDRAC Number
<input checked="" type="checkbox"/>	Regulatory	Marketing Authorization Procedures: Review, Communication and Approval	This document summarizes the review process for the approval of a new drug or biologic in the US, including details on the advisory committees' role and functions.	26-Nov-2020	USA	37904
	Regulatory	Marketing Authorization Procedures: Review, Communication and Approval	This document provides information on review, communication and approvals at European level. It focuses on the Centralised Procedure.	26-Nov-2020	European Union	14888
<input type="checkbox"/>	Regulatory	Pharmacovigilance and Risk Management	This document summarizes the regulatory requirements for Pharmacovigilance & Risk Management in Germany. Main aspects include legal framework, definitions, reporting requirements, responsibilities, and requirements for risk management plans.	12-Nov-2020	Germany	14366
	Regulatory	Pharmacovigilance and Risk Management	This document summarizes the regulatory requirements for Pharmacovigilance & Risk Management in Switzerland. Main aspects include legal framework, definitions, reporting requirements, responsibilities, and requirements for risk management plans.	12-Nov-2020	Switzerland	2124

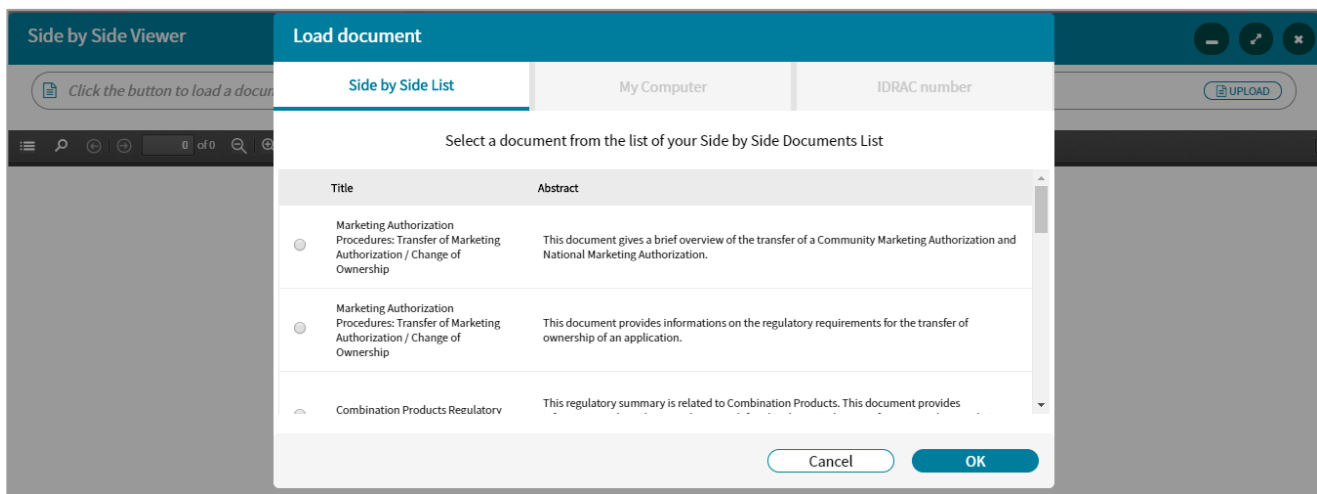
Using the PDF Side by Side Viewer

Once in the Side by Side viewer, click on one of the **Upload** buttons to upload documents from your side by side list or history, from your computer or by entering an IDRAC number of a Cortellis document.

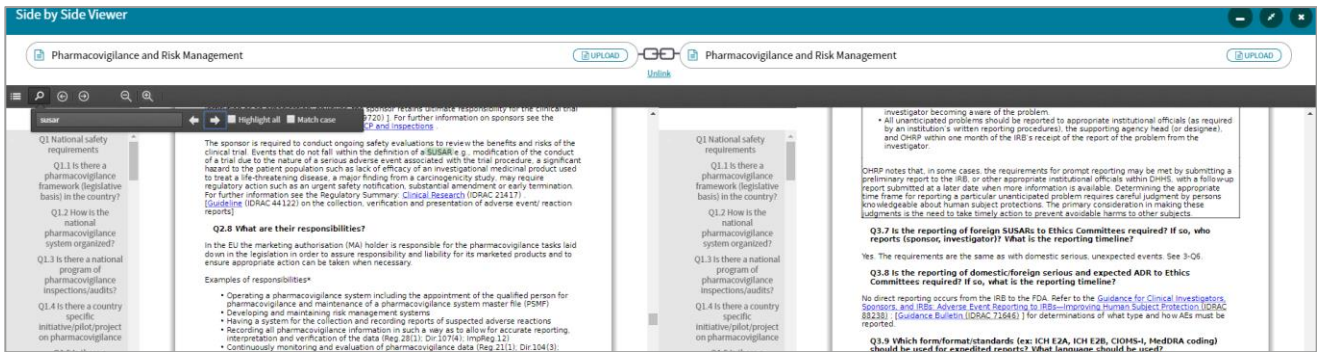


Loading documents into the viewer








If you've added documents to the Side by side List previously, they will automatically be listed. Select the **document of interest** and click **OK** to load it. The selected pdf document will be displayed in the relevant panel with its title appearing in the box next to the load button. Click on the other **Load** button to add a second document.



If the documents are linked, there will be a joint toolbar at the top left corner and all options work in parallel. For example, you can search simultaneously in both documents and you can scroll or paginate synchronously in both documents.



The following actions can be executed from the toolbar:

-  Show/hide bookmark9(s) or table of content(s)
-  Search within the document(s)
-  Previous page(s)
-  Next page(s)
-  Go to a specific page number
-  Zoom In to the document(s)
-  Zoom Out of the document(s)

You can fully minimize the viewer and continue working in Cortellis. For instance, run a search and add more documents to your side by side list. You can at any time get back to the viewer by maximizing it.



For more information contact Customer Service at **LS Product Support**.