

Retrieve specific, targeted search results using Advanced Search

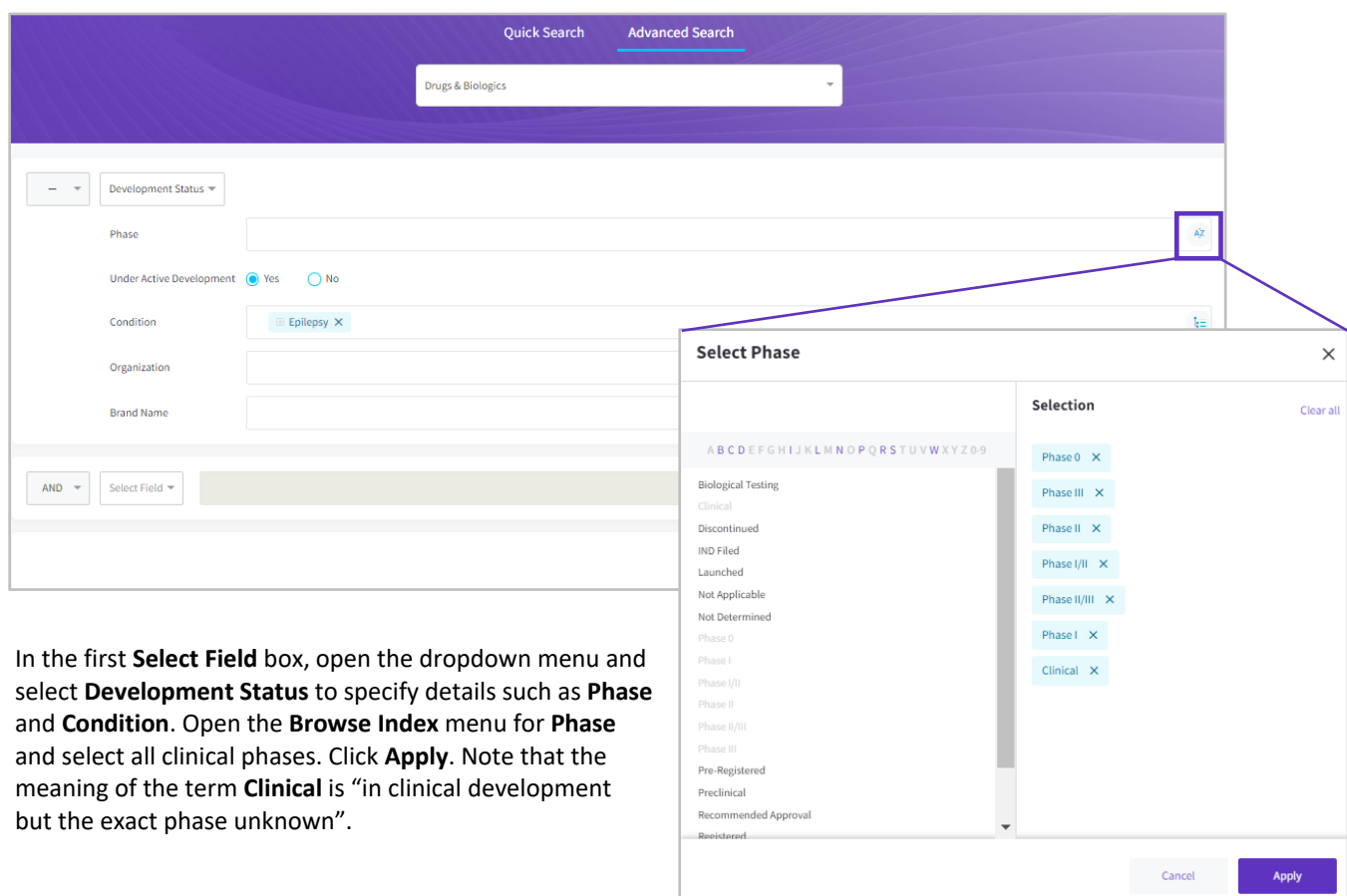
Cortellis Drug Discovery Intelligence

Do you search for information, e.g. drugs & biologics, which meets your very specific criteria?

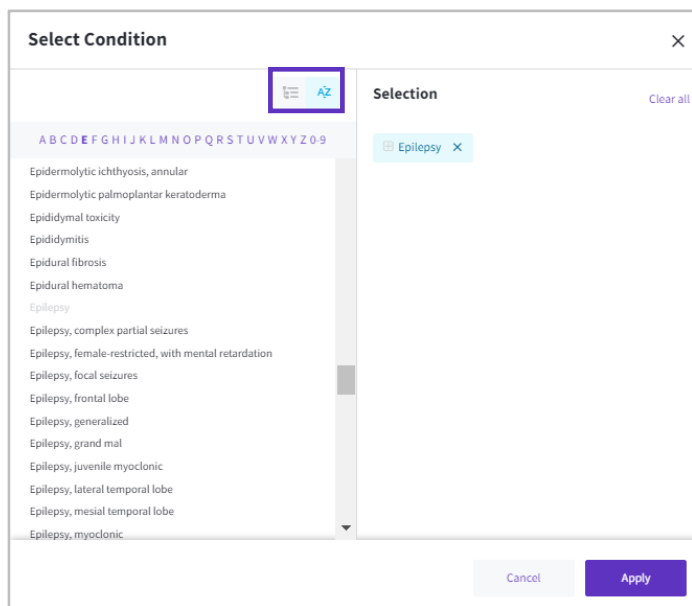
Clarivate Cortellis Drug Discovery Intelligence enables you to apply highly targeted search strategies and generate specific results using **Advanced Search**. **Example Scenario:** you would like to find all drugs & biologics that are currently being actively developed in clinical stages for epilepsy.

Select Knowledge Area of interest and desired search criteria:

Click on **Advanced Search** and select **Drugs & Biologics** knowledge area



In the first **Select Field** box, open the dropdown menu and select **Development Status** to specify details such as **Phase** and **Condition**. Open the **Browse Index** menu for **Phase** and select all clinical phases. Click **Apply**. Note that the meaning of the term **Clinical** is “in clinical development but the exact phase unknown”.



Open the Browse Index menu for **Condition** and select **Epilepsy**. Click **Apply**. Notice you can search your condition term by ontology or by alphabetical order.

Finally, check **Yes** on **Under Active Development** to only retrieve those drugs and click on **Search** at the bottom right of the search window.

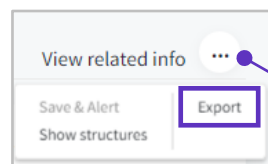
Results are returned as a **Product list**. You can navigate to related **Development Status** and **Milestones** with the respective tabs at the top of the page.

Tip: **Development Status** will have multiple lines of results per compound if there are multiple development programs that meet the search criteria. The **Product List** will have one result per compound regardless of the number of development programs there are.

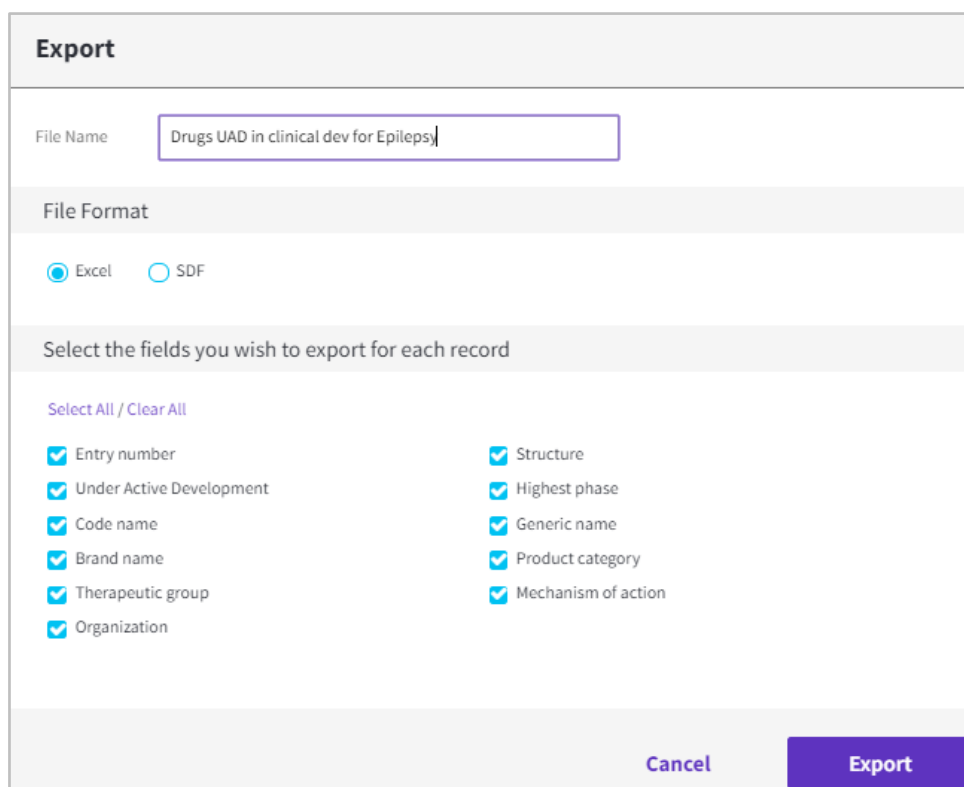
Product List				
Entry Number	Highest Phase	Code Name	Generic Name	Brand Name
1027162	Phase I	CX-5395		
960989	Phase II	ACT-709478		
954316	Phase I	XEN-901		

Export your results:

You can share your results with colleagues or work with them outside of Cortellis Drug Discovery Intelligence using the **Export** link under the **Options** menu at the top right of the results page.



The link will open the Export pop-up where you'll be able to specify the export **File Name**, the **File Format (Excel or SDF)** and the **fields** you wish to export. Once specified, click on **Export** to download the file to your computer.



The image shows an 'Export' dialog box with the following sections:

- File Name:** A text input field containing 'Drugs UAD in clinical dev for Epilepsy'.
- File Format:** Two radio buttons: 'Excel' (selected) and 'SDF'.
- Select the fields you wish to export for each record:** A list of fields with checkboxes, all of which are checked:
 - Entry number
 - Under Active Development
 - Code name
 - Brand name
 - Therapeutic group
 - Organization
 - Structure
 - Highest phase
 - Generic name
 - Product category
 - Mechanism of action
- Buttons:** 'Cancel' and 'Export' (highlighted in purple).

For more information contact Customer Service at [LS Product Support](#)