




Policy data - Quick Start Guide

Market Access Intelligence

January 2024

What is Policy data?

Leverage the only data set that shows exactly who can access your therapies, and how, with granular data on payers, local markets, and specific indications.



- Understand the barriers to access for any drug and adjust your sales approach as needed at both national and local levels.



- Analyze indication specific data on utilization management practices of payers, particularly around specialty drugs, to optimize payer contracting, enhance physician engagement and more.



- Sort and filter by treatment area, product, location, insurance type and employer-Pharmacy benefit manager (PBM) affiliation.

Get started using Policy data

The screenshot shows the Clarivate Market Access Intelligence dashboard. It is divided into three main sections: 'Understand the Market', 'Optimize Access', and 'Engage Customers'. The 'Optimize Access' section is highlighted with a green box and a red '3' in the top left corner. Three numbered callouts are overlaid on the right side of the dashboard:


- 1.** Go to: <https://authentication.decisionresourcesgroup.com/login/>
- 2.** Upon login screen, use your work e-mail address and password to login. If you experience any issue, please contact Healthcare.support@clarivate.com
- 3.** Click on the "Market Access Intelligence" link.

The dashboard content includes:

- Understand the Market:**
 - Disease, Company & Drug Insights
 - ✓ Disease, Company & Drug Insights Platform
 - Disease Insights
 - Epidemiology
 - Biosimilars
 - Company and Drug Insights
 - Medtech
 - ✓ Medtech Insights Platform
 - Market Insights (Medtech 360)
 - Brand Tracking (Pricetrack & Marketrack)
 - US Medical Supply Distribution
 - US Market Access Insights
 - ✓ [US Market Access Insights Platform](#)
 - [Health Plan Analysis](#)
 - [Market Overviews](#)
 - [Market Overview Interactive Database](#)
 - [National MCO Analyzer](#)
 - [Power Profiles](#)
- Optimize Access:**
 - Market Access Intelligence
 - 3 ✓ [Market Access Intelligence](#)
 - US Formulary Data & Analytics
 - By Fingertip Formulary
 - ✓ [Account Management Dashboard](#)
 - ✓ [Fingertip Accounts](#)
 - ✓ [Fingertip Alerts](#)
 - ✓ [Fingertip Analytics](#)
 - ✓ [Fingertip Home Page \(Legacy Platforms\)](#)
 - ✓ [Fingertip PolicyTrack](#)
 - ✓ [Fingertip Restrictions](#)
 - ✓ [Fingertip Validation Tool](#)
 - US Lives Data & Analytics
 - ✓ [Employer Vantage](#)
 - ✓ [Employer Vantage \(2022 Data\)](#)
 - ✓ [Integrated Payer Platform](#)
 - ✓ [Managed Market Surveyor Suite \(Including Pharmacy Benefit Evaluator\)](#)
 - Global Market Access
- Engage Customers:**
 - Healthbase
 - ✓ [Healthbase](#)
 - ✓ [Healthbase](#)
 - ✓ [Medtech Insights](#)
 - Commercial
 - Field Force
 - Digital/Multichannel
 - ✓ [Digital Insights](#)
 - Multichannel Payer Engagement
 - Multichannel Payer Engagement
 - Multichannel Payer Engagement

Explore the US healthcare market


All ▾ Search for a drug, geography or payer 🔍



By drug brand

You have 3286 drugs in your subscription


[Browse drugs →](#)



By geography

National • States • MSAs • Counties

[Browse geographies →](#)



By payer

Parents • Payers • PBMs • Employers

[Browse payers →](#)

By research type

Enrolled lives • Formulary data • **Policy data** • Expert insight • Policy track • Integrated Payer Platform • Employer Vantage

Click onto the Policy data link to begin.

Building a Report - Selecting a Therapeutic Area

First select the therapeutic area you'd like to view.

Using this example on the right, Hemophilia has been selected.

Select Report you would like to see and choose a drug you would like to review.

The screenshot displays the 'Policy data' tab in the 'National' geography view. The main interface has three dropdown menus: 'Drug' (None selected), 'Restrictions' (No restrictions selected), and 'Accounts' (All Accounts). A modal titled 'Choose your drugs' is open, showing a search bar and a list of therapeutic areas. The first step in the modal is 'Choose report', which is highlighted with a green box. The second step is 'Choose drugs'. The list of therapeutic areas includes: Acne - Rosacea, Acute Coronary Syndrome - Peripheral Arterial I, Acute Lymphoblastic Leukemia, Acute Myeloid Leukemia, ADHD - BED, Allergen Immunotherapy, Ankylosing Spondylitis, Antidepressants, and Antiepileptics. A 'Next' button is visible at the bottom right of the modal.

Geography
National Edit

Overview Enrolled lives Formulary data **Policy data** Policy tracking Expert Insights Payers

Drug: None selected Restrictions: No restrictions selected Accounts: All Accounts

Choose your drugs

1 Choose report 2 Choose drugs

Search for a report

- ☐ Acne - Rosacea
- ☐ Acute Coronary Syndrome - Peripheral Arterial I
- ☐ Acute Lymphoblastic Leukemia
- ☐ Acute Myeloid Leukemia
- ☐ ADHD - BED
- ☐ Allergen Immunotherapy
- ☐ Ankylosing Spondylitis
- ☐ Antidepressants
- ☐ Antiepileptics

No report selected Next

Building a Report – Choosing Your Restrictions

Lastly, we will choose the Restrictions we would like to view. You will have the ability to select more granular restriction details by expanding the restrictions criteria. This will cascade with more granular restrictions details available for selection.

Once you've selected the restrictions you'd like to view, you click the purple box "Apply".

You will only be able to choose "View Results" once you've made all of your selections.

Choose your restrictions

Individual >

Grouped >

Steps >

Steps Grouped >

✓ Hemophilia

> ✓ Pharmacy

> ✓ Medical

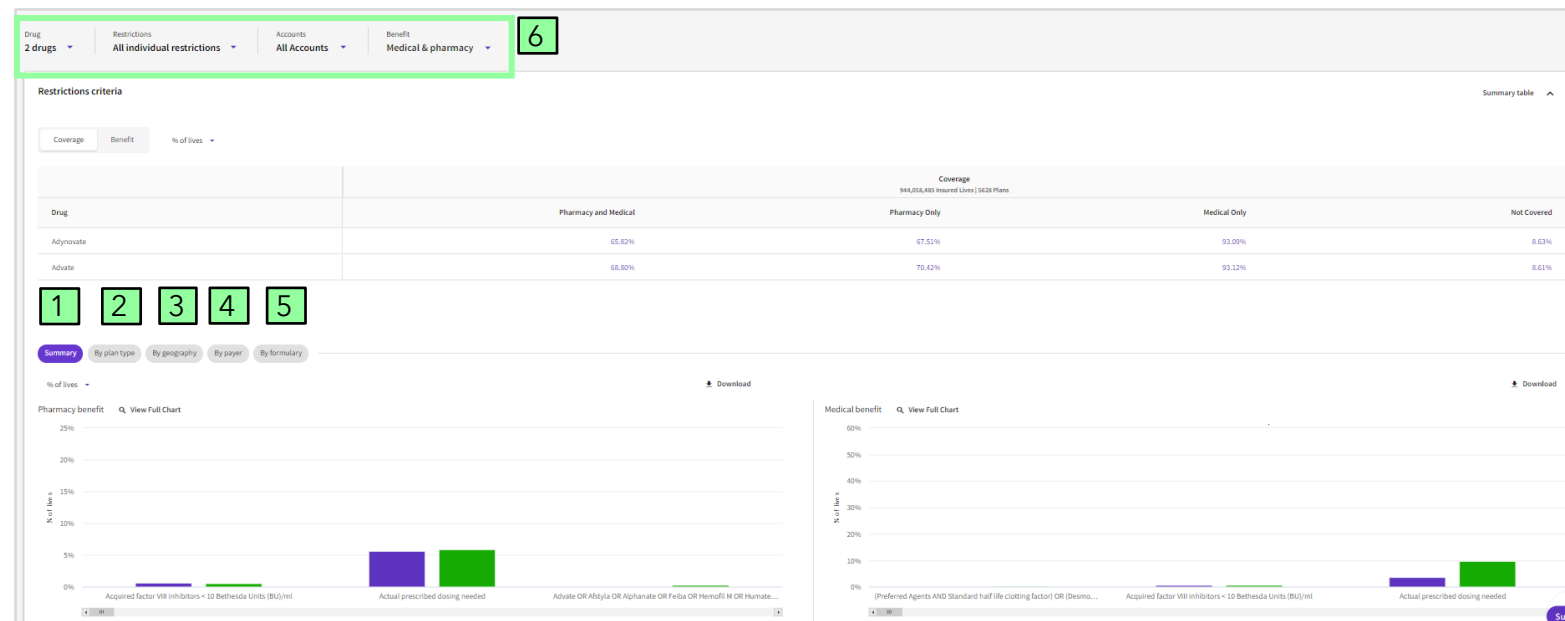
All individual restrictions

Clear

Apply

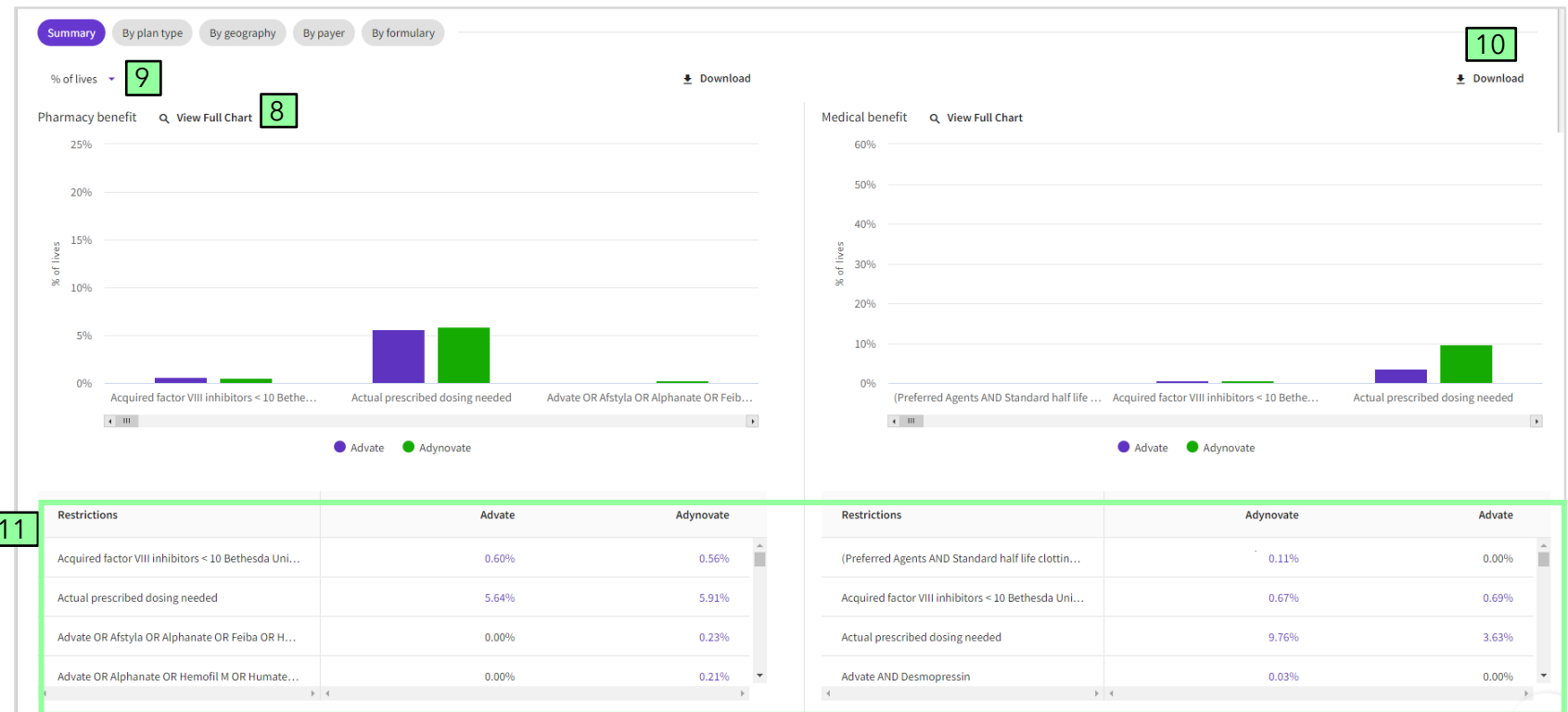
Building a Report - Reviewing the Restrictions Report

- 1. Summary** - This view allows users to see a summarized view of how the restrictions are affecting each brand.
- 2. Plan Type** - across the various plan types. Allows users to see how the brand is affected.
- 3. Geography** - Allows users to see a heat map representing the number of lives by each restriction.
- 4. Payer Details** - Allows users to see the underlying restrictions by Payer and brands, access to the Pharmacy and Medical documents, and the ability to access the Prior Authorization form.
- 5. Formulary** - Allows the user to view coverage information based on the plans included in the report. The most granular of views.
- 6. Edit Criteria** - Change your selections at any time utilizing the choice selection bar.



Building a Report - Reviewing the Restrictions Report

- 8. Changing Chart View** - This view allows users to change the view of which drug is being viewed.
- 9. Display by** - Changes the way the drugs are being displayed, by number of lives, percent of lives or percentage of plans.
- 10. Download Chart** - Allows users to download graphics into an image to use outside of the platform.
- 11. Any blue text** in the platform will **hyperlink** to the underlying plans aggregating to the data point.





Have a Question?

Healthcare.support@clarivate.com
clarivate.com

Clarivate™ is a global leader in providing solutions to accelerate the lifecycle of innovation. Our bold mission is to help customers solve some of the world's most complex problems by providing actionable information and insights that reduce the time from new ideas to life-changing inventions in the areas of science and intellectual property. We help customers discover, protect and commercialize their inventions using our trusted subscription and technology-based solutions coupled with deep domain expertise. For more information, please visit clarivate.com.

About Clarivate

Clarivate is the leading global information services provider. We connect people and organizations to intelligence they can trust to transform their perspective, their work and our world. Our subscription and technology-based solutions are coupled with deep domain expertise and cover the areas of Academia & Government, Life Sciences & Healthcare and Intellectual Property. For more information, please visit clarivate.com

© 2023 Clarivate

Clarivate and its logo, as well as all other trademarks used herein are trademarks of their respective owners and used under license.