



Expert insights - Quick Start Guide

Market Access Intelligence

January 2024

Get started using Expert Insights

The screenshot shows the navigation menu of the Expert Insights website, which is divided into three main sections: Understand the Market, Optimize Access, and Engage Customers. The 'Optimize Access' section is highlighted with a green box and a red '3' in a circle, indicating the next step in the process. Three numbered callouts provide instructions on how to access the platform.

Understand the Market

- Disease, Company & Drug Insights
 - ✓ Disease, Company & Drug Insights Platform
 - Disease Insights
 - Epidemiology
 - Biosimilars
 - Company and Drug Insights
- Medtech
 - ✓ Medtech Insights Platform
 - Market Insights (Medtech 360)
 - Brand Tracking (Pricetrack & Marketrack)
 - US Medical Supply Distribution
- US Market Access Insights
 - ✓ US Market Access Insights Platform
 - Health Plan Analysis
 - Market Overviews
 - Market Overview Interactive Database
 - National MCO Analyzer
 - Power Profiles

Optimize Access

- Market Access Intelligence
 - 3 ✓ Market Access Intelligence
- US Formulary Data & Analytics
 - By Fingertip Formulary
 - ✓ Account Management Dashboard
 - ✓ Fingertip Accounts
 - ✓ Fingertip Alerts
 - ✓ Fingertip Analytics
 - ✓ Fingertip Home Page (Legacy Platforms)
 - ✓ Fingertip PolicyTrack
 - ✓ Fingertip Restrictions
 - ✓ Fingertip Validation Tool
- US Lives Data & Analytics
 - ✓ Employer Vantage
 - ✓ Employer Vantage (2022 Data)
 - ✓ Integrated Payer Platform
 - ✓ Managed Market Surveyor Suite (Including Pharmacy Benefit Evaluator)
- Global Market Access

Engage Customers

- Healthbase
 - ✓ Healthbase
 - ✓ Medtech Insights
 - Commercial
 - Field Force
- Digital/Multichannel
 - ✓ Digital Insights
 - Multichannel Payer Engagement
 - Multichannel Payer Engagement
 - Multichannel Payer Engagement


1.
Go to:
<https://authentication.decisionresourcesgroup.com/login/>

2.
Upon login screen, use your work e-mail address and password to login. If you experience any issue, please contact Healthcare.support@clarivate.com

3.
Click on the "Market Access Intelligence" link.

Explore the US healthcare market


All ▾ Search for a drug, geography or payer 🔍



By drug brand

You have 3286 drugs in your subscription


[Browse drugs →](#)



By geography

National • States • MSAs • Counties

[Browse geographies →](#)



By payer

Parents • Payers • PBMs • Employers

[Browse payers →](#)

By research type

Enrolled lives • Formulary data • Policy data • **Expert insight** • Policy track • Integrated Payer Platform • Employer Vantage

Click onto the Expert insights link to begin.

Browsing Market Access Insights

Select criteria for filtering your selection

Utilizing Filters

Selecting Browse Research will allow you to browse the reports three different ways:

By Ownership

Browse content currently licensed or all available content both licensed and unlicensed

By Geography

Select either states or metro areas to filter for reports in respective geographies

By Account

Filter by accounts, either health plans or providers

By Insight

Filter by report type to view various

The screenshot displays the 'Expert insights' section of the Market Access Intelligence platform. The top navigation bar includes 'Geography', 'National' (with an 'Edit' button), and tabs for 'Overview', 'Enrolled lives', 'Formulary data', 'Policy data', 'Policy tracking', 'Expert insights' (selected), and 'Payers'. A 'Save view' button is located in the top right corner. Below the navigation bar, there are filter sections: a search bar 'Search for a title', 'Insight type' set to 'All types', 'Account' set to 'All accounts', 'Ownership' set to 'All content', and 'Profiles for' set to 'All geography'. A list of 1250 items is shown, with filters for 'National MCO Analyzer Series (82)', 'IDN Profiles (268)', 'PBM Profiles (33)', 'Health Plan Data & Analysis (569)', 'PowerProfiles (104)', and 'Market Access Disease Navigator (1)'. A table of items is displayed below, with columns for Title, Author, Ownership, and Publication date.

Title	Author	Ownership	Publication date
2023 PBM BRIEFS Accredo	By Roshni Patel & Sonali Prusty	Owned	20 Jan 2023
2022 STATE IDN PROFILES AdventHealth, Florida	By Addie Blanchard & Mark Cherry	Owned	8 Jun 2022
2023 POWERPROFILE Adventist Health West	By Anubhav Sharma & Sarah Wilson	Owned	28 Apr 2023
2022 STATE IDN PROFILES Adventist Health West, California	By Stephanie Hoops & Mark Cherry	Owned	17 Jul 2023

Save View for the next time you enter the platform.

Use this to change publication and list.

Viewing your report

View various options within your chosen solution

Clarivate

2023 | STATE HEALTH PLAN ANALYSIS

California

By Sonali Prusty

Owned

13 Sep 2023

Table of contents

Search within content

Updates: Key Market Events

July 2023 - Enrollment data updated

July 2023 - Covered California fluctuates a little in terms of carrier participation

July 2023 - California in works to curb down drug prices

July 2023 - California resumes Medicaid eligibility redetermination process

July 2023 - Bright Health sells its MA plan businesses to Molina

Market Profile

Executive Summary

Exchange Watch

Commercial Carriers

Updates: Key Market Events

July 2023 - Enrollment data updated

This report includes updated commercial, Medicaid, and Medicare enrollment, as of July 2022.

July 2023 - Covered California fluctuates a little in terms of carrier participation

California's exchange marketplace has a new participant, Aetna/CVS Health. That said, Bright Health (which joined Covered California in 2022) exited the marketplace amid financial loss. This keeps the number of participating plans to 12 for 2023. California can expect a spike in enrollment for 2023, given the increased plan options, and a small hike in rates paired with improved financial assistance under the Inflation Reduction Act. See the Exchange Watch section for more information.

July 2023 - California in works to curb down drug prices

Downloads (1)

NEXT
Market Profile →

Keyword Search

Search by keyword within the report you are currently viewing

Table of Contents

Browse the report by clicking into the various chapters. Also view other content related to your needs.

Report Downloads

Download and report to Microsoft Word, Excel or PowerPoint

Next will you to the next section in this profile analysis.



Have a Question?

Healthcare.support@clarivate.com
clarivate.com

Clarivate™ is a global leader in providing solutions to accelerate the lifecycle of innovation. Our bold mission is to help customers solve some of the world's most complex problems by providing actionable information and insights that reduce the time from new ideas to life-changing inventions in the areas of science and intellectual property. We help customers discover, protect and commercialize their inventions using our trusted subscription and technology-based solutions coupled with deep domain expertise. For more information, please visit clarivate.com.

About Clarivate

Clarivate is the leading global information services provider. We connect people and organizations to intelligence they can trust to transform their perspective, their work and our world. Our subscription and technology-based solutions are coupled with deep domain expertise and cover the areas of Academia & Government, Life Sciences & Healthcare and Intellectual Property. For more information, please visit clarivate.com

© 2023 Clarivate

Clarivate and its logo, as well as all other trademarks used herein are trademarks of their respective owners and used under license.