



Procedure Finder

Quick Start Guide

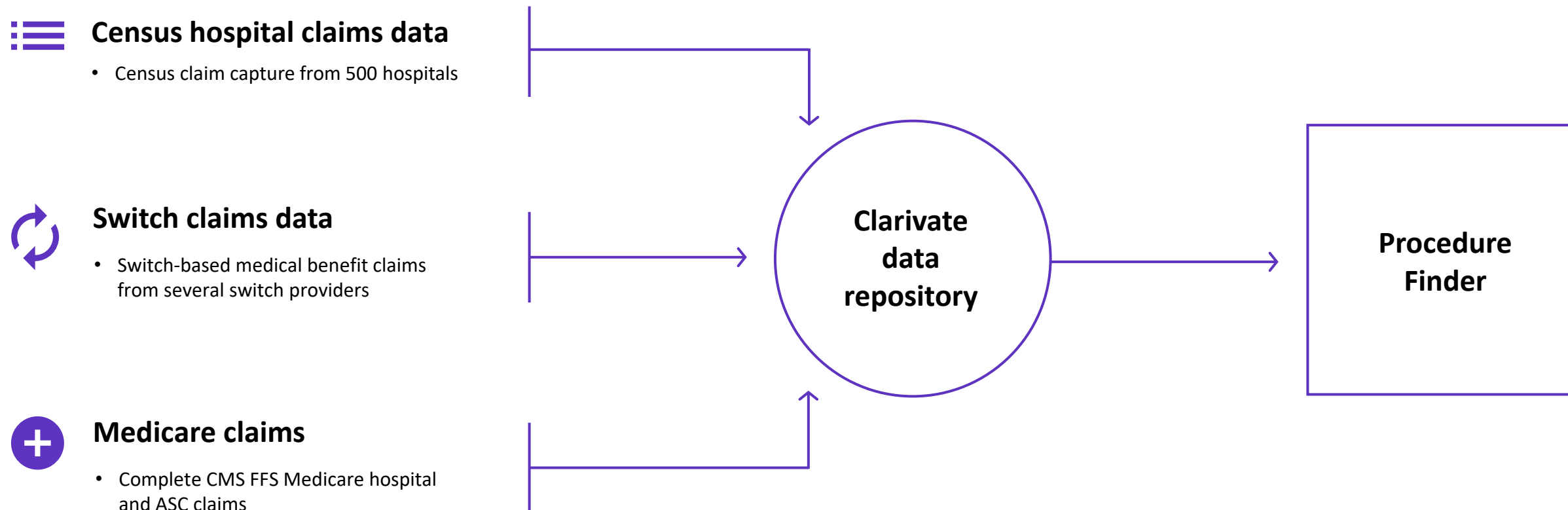
February 2022



Procedure Finder is a Clarivate data solution that provides facility (US and Europe)-and physician-level (US) procedure and patient diagnosis volumes to help our clients recognize market opportunities and build tactical commercial strategies.


Procedure Finder is powered by Clarivate industry-leading data repository

Captured from commercial switches and CMS



Clarivate data repository provides broad and deep coverage of the U.S. health care system

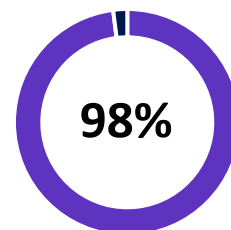
Claims



Deep longitudinal coverage of care

- Aggregates data from multiple sources
- Represents over two-thirds of U.S. claims

Plans



Complete coverage of U.S. payer dynamics

- Submit/Remit
- Rejection, denials, reversals
- Denial reasons
- Prior authorization, NDC block
- Co-pay, co-insurance, coupons
- Rebates and full payment amounts

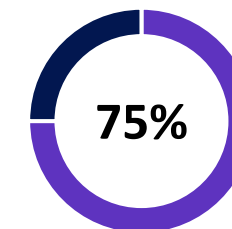
HCPs

1.8M

Full coverage of HCP behavior

- 1.8M U.S. Health Care Providers represented
- Physician, PA, NP, and RN activities, behavior and decision making
- Roll-up to IDNs and ACOs
- Affiliations detail

Patients



Large and diverse patient coverage

- 306M unique U.S. patients covered
- 220M patients per year = 75% of annual insured population
- EHR detail for >88M patients from Jan 2011 forward

Identify treatment hot spots in Europe for commercial targeting and account prioritization with Procedure Finder data



What Is EU Procedure Finder?

- **Case counts, by hospital, of diseases or procedures**
- Raw data are acquired from each country's respective ministry of health or health statistics agencies
- These organizations collect and collate patient and hospital records; data are anonymized and aggregated for our use



Solution Fit

- **Roles:** Sales, marketing, brand/franchise management, clinical operations
- **Need:** Robust and comprehensive data to understand caseloads by hospital facility
- **Goal:** To identify treatment hot spots for commercial (account) targeting or trial site selection



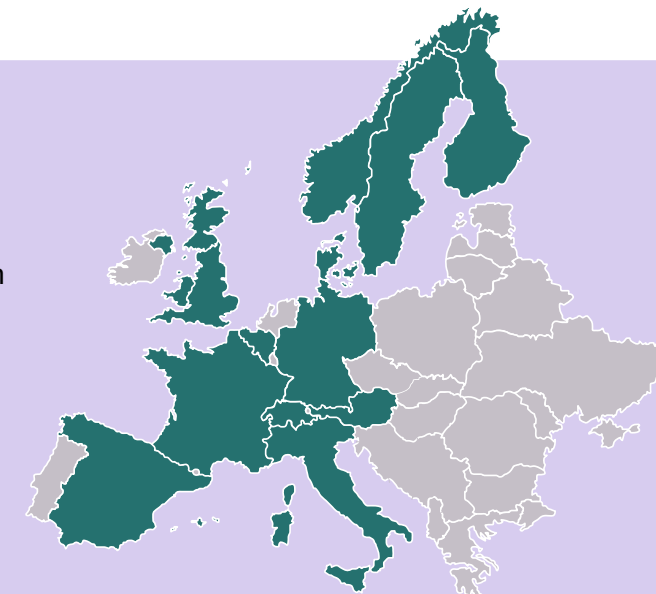
Data Coverage

- 18K+ public and private hospitals in Hospital Register
- 120+ hospital services regularly updated
- ~96K ICD-10 diagnosis codes
- ~160K distinct procedure codes
- Inpatient and outpatient cases*
- Years: 2013–2019*

EU5

France
Germany
Italy
Spain
United Kingdom

Austria
Belgium
Denmark
Finland
Norway
Sweden
Switzerland



The EU Hospital Register is Clarivate’s proprietary database that houses the name, address, and capabilities of each hospital in 25 European countries

What is Clarivate’s EU Hospital Register?

- A comprehensive hospital directory covering 25 countries in Europe, listing details of each hospital, such as:
 - address
 - geographical coordinates
 - contact information
 - bed count
 - 120+ additional attributes
- **Coverage:** 21,000+ public and private hospitals (~99% capture)
- All hospitals are maintained and updated in-house on a rolling basis

Countries Covered

- | | | |
|------------------|-----------------|-------------------------|
| ▪ Andorra | ▪ Greece | ▪ Norway |
| ▪ Austria | ▪ Iceland | ▪ Portugal |
| ▪ Belgium | ▪ Ireland | ▪ San Marino |
| ▪ Cyprus | ▪ Italy | ▪ Spain |
| ▪ Czech Republic | ▪ Liechtenstein | ▪ Sweden |
| ▪ Denmark | ▪ Luxembourg | ▪ Switzerland |
| ▪ Finland | ▪ Malta | ▪ United Kingdom |
| ▪ France | ▪ Monaco | |
| ▪ Germany | ▪ Netherlands | |


The 12 countries shown in bold overlap with Clarivate’s Procedure Finder’s coverage

Example Hospital Attributes Recorded

- | | | | | | |
|--|--|---|--|--|--|
| Departments <ul style="list-style-type: none">▪ Cardiology▪ Fertility treatment▪ Infectious disease▪ Oncology▪ Pediatric▪ Pulmonology▪ Trauma | Psychiatry services <ul style="list-style-type: none">▪ Addiction▪ Child/Adolescent▪ Forensic Laboratories <ul style="list-style-type: none">▪ Genetic▪ Histopathology▪ Immunology | Specialized nursing <ul style="list-style-type: none">▪ Intensive care▪ NICU Diagnostic services <ul style="list-style-type: none">▪ Angiography▪ Bone density▪ Cardiac catheter▪ Mammography | Specialized therapies <ul style="list-style-type: none">▪ Dialysis▪ Radiotherapy▪ Occupational therapy▪ Speech-Language Alternative medicine <ul style="list-style-type: none">▪ Eastern traditional▪ Osteopathy | Imaging & Equipment <ul style="list-style-type: none">▪ CT▪ MRI▪ PET▪ Linear accelerator | Other <ul style="list-style-type: none">▪ Blood bank▪ Pharmacy▪ Helipad |
|--|--|---|--|--|--|

Clarivate DRG Platform Login

To login to the Clarivate DRG platform, click on - <https://authentication.decisionresourcesgroup.com/login/Solutions>

 **Clarivate™ | DRG**

[About Us](#) [Contact Us](#)


Welcome to Clarivate DRG

Whether you are a new or existing user, enter your email address

Having problems? Email DRG.support@clarivate.com

*You may be asked for a password if your company is not integrated with the Clarivate DRG platform

Work email address

 Work email address

Get started

© 2022 Clarivate.

[Privacy policy](#) | [Terms of use](#)

Medtech Insights Platform Homepage

The screenshot shows the Medtech Insights Platform Homepage. At the top, there is a navigation bar with the Clarivate logo and DRG. Below the navigation bar, there is a large purple banner with a white heartbeat line. The banner contains the text "Hi Ann" and "Medtech" with a dropdown arrow. To the right of the banner, there is a "Search" button. Below the banner, there are three main sections: "Market Insights", "Market Tracking", and "Thought Leadership". The "Market Insights" section includes "MedTech 360" and "US Medical Supply Distribution". The "Market Tracking" section includes "PriceTrack/Markettrack". The "Thought Leadership" section includes "Orthopedic surgical robotics market: Competitive landscape", "Webinar - COVID-19 medtech recovery and impact on account engagement", and "What Europe's MDR means for manufacturers of legacy devices". A "Procedure Finder" overlay is centered on the page. It has a "Coverage" section with a list of items: "Comprehensive procedure library based on codes in each country", "Volumes by entity", "US: by hospitals, ASCs, health systems, offices, physicians and surgeons etc.", and "Europe: by country, by hospital". It also has a "Content Highlights" section with a list of items: "Identify strategic opportunities for growth" and "Assess the market potential to help you efficiently target sales & marketing". The overlay has a "Get started" section with a link to "Dashboards You Own". There are two numbered callouts: "1" pointing to the "Learn more" link in the "Get started" section, and "2" pointing to the "Procedure Finder" link in the "Market Insights" section.

Clarivate™ | DRG

Hi Ann

Medtech ▾ Search

Biopharma

Procedure Finder

Get started

Dashboards You Own

Coverage

- Comprehensive procedure library based on codes in each country
- Volumes by entity
 - US: by hospitals, ASCs, health systems, offices, physicians and surgeons etc.
 - Europe: by country, by hospital

Content Highlights

- Identify strategic opportunities for growth
- Assess the market potential to help you efficiently target sales & marketing

2 Procedure Finder

1 Learn more

Market Insights

- MedTech 360

Data and insights on the current state of specific global medtech markets with 10-year market forecasts.

Market Tracking

- PriceTrack/Markettrack

Timely share tracking and market analytics focused on specific medtech market segments.

- US Medical Supply Distribution

Track performance in the medical supply distribution channel

Thought Leadership

- Orthopedic surgical robotics market: Competitive landscape
- Webinar - COVID-19 medtech recovery and impact on account engagement
- What Europe's MDR means for manufacturers of legacy devices

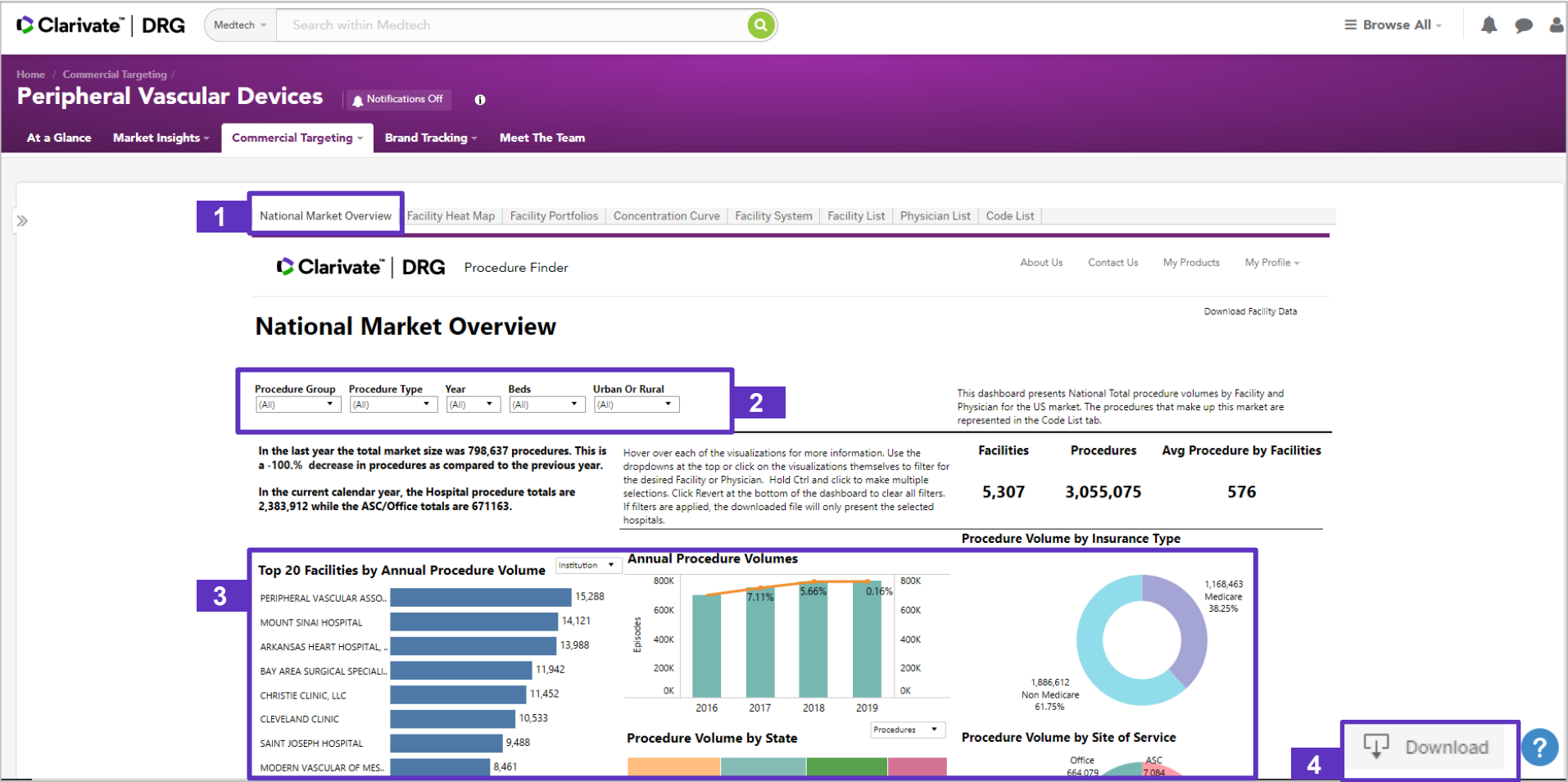
1 2 3 4 5 »

?

1. Hover over “Learn more” to view Procedure Finder coverage / Highlights

2. Select “Procedure Finder” OR select “Dashboards You Own” to jump to Procedure Finder directory & search page

National Market Overview Dashboard



1. This dashboard tab represents US market procedure volumes which are based on the data in the Code List tab.

2. Add Procedure Group/Type, Year, Beds, Urban/Rural filters to narrow your search

3. Hover over visualizations for more information. Click on visualizations to add filters and select “Revert” at bottom left of screen to clear filters.

4. Select Download on any of the dashboard tabs to download report in several formats.

Facility Heat Map Dashboard

Clarivate™ | DRG Medtech Search within Medtech

Home / Commercial Targeting / **Peripheral Vascular Devices** Notifications Off

At a Glance Market Insights Commercial Targeting Brand Tracking Meet The Team

1 National Market Overview **Facility Heat Map** Facility Portfolios Concentration Curve Facility System Facility List Physician List Code List

Clarivate™ | DRG Procedure Finder About Us Contact Us My Products My Profile

Each bubble on the map is the location of a facility. The size of a bubble represents the procedure volumes reported by that facility for the year(s) selected.

Hover over a bubble for information about that particular hospital. Use the drawing tools (square, circle, lasso) on the map to create a territory and the table will update to reflect only the hospitals selected. Click Revert at the bottom of the dashboard to clear all filters. If filters are applied, the downloaded file will only preset that selected facilities.

2

Procedure Group (All) Procedure Type (All) Census Region (All) Facility Name (All) Year (All) Bed Size (All) Site of Service (All) Urban/Rural (All)

3

Hospital Heat Map

Facilities 5,307 **Procedures** 3,055,075 **Avg Procedure by Facility** 576

Sort by Procedures

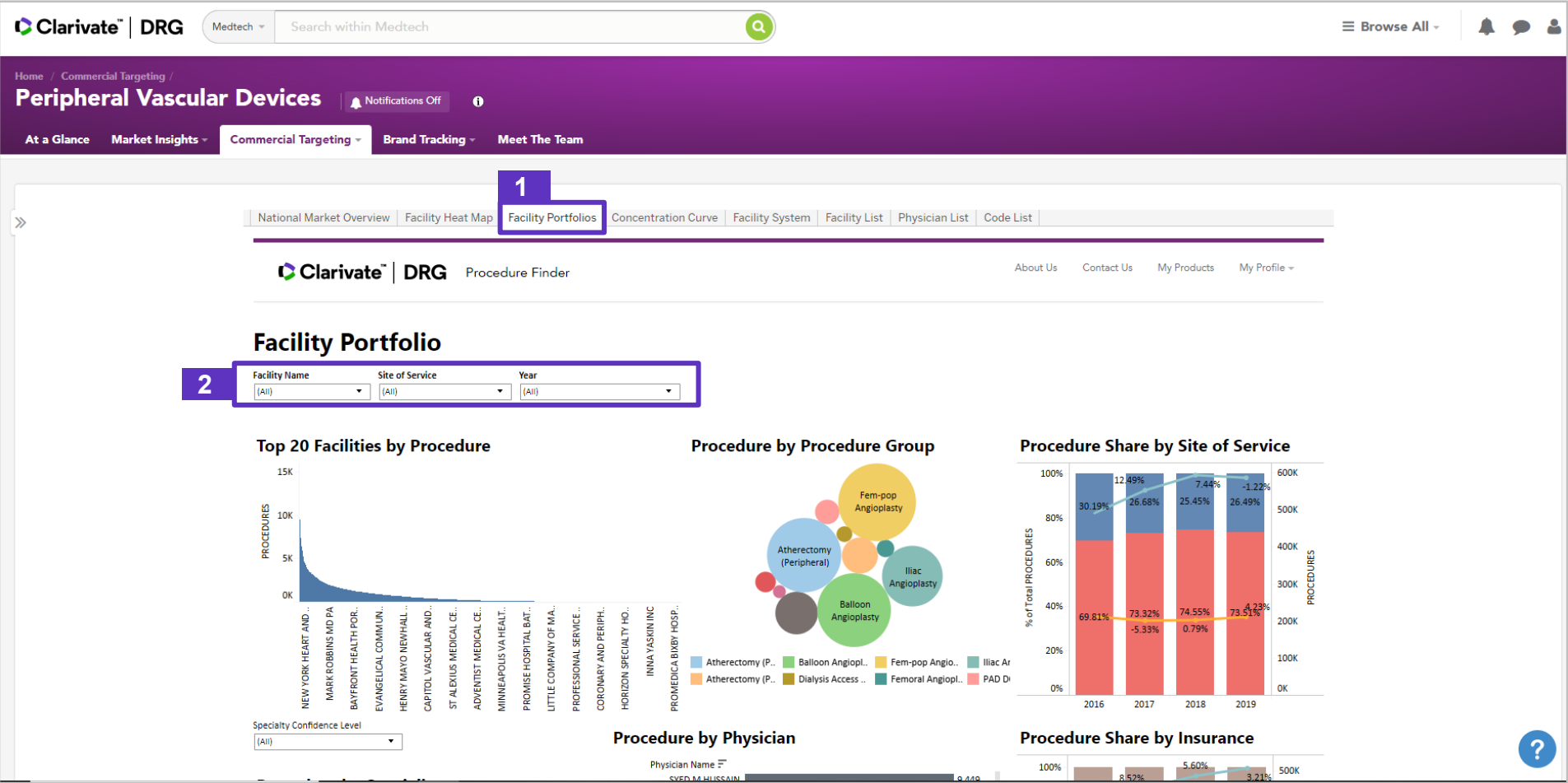
Facility Name	City	County	State	Address	2016	2017	2018	2019
PERIPHERAL VASCULAR ASSOCIAT.	SAN ANTON.	BEXAR	TX	5047 SH.	3,692	3,280	3,718	4,598
MOUNT SINAI HOSPITAL	NEW YORK	NEW YORK	NY	ONE GU.	3,309	3,383	3,374	4,055
ARKANSAS HEART HOSPITAL, LLC	LITTLE ROCK	PULASKI	AR	1701 S S.	3,831	3,730	3,399	3,028
BAY AREA SURGICAL SPECIALISTS L.	WALNUT CR.	CONTRA CO.	CA	2637 SH.	2,833	2,919	2,879	3,311
CHRISTIE CLINIC, LLC	CHAMPAIGN	CHAMPAIGN	IL	101 W U.	1,676	3,266	3,627	2,883
CLEVELAND CLINIC	CLEVELAND	CUYAHOGA	OH	9500 EU.	2,849	2,652	2,477	2,555
SAINT JOSEPH HOSPITAL	DENVER	DENVER	CO	1375 EAS.	14	6	15	12
SAINT JOSEPH HOSPITAL	DENVER	DENVER	CO	1375 EAS.	252	254	248	158
SAINT JOSEPH HOSPITAL	LEXINGTON	FAYETTE	KY	ONE SAL.	1,860	2,123	2,471	2,075
MODERN VASCULAR OF MESA, LLC	MESA	MARICOPA	AZ	535 E M.	1,220	1,759	2,429	3,053
SANFORD USD MEDICAL CENTER	SIOUX FALLS	MINNEHAHA	SD	1305 W .	2,447	2,744	2,009	1,188

1. The Hospital Heat Map lists procedure volumes by facility

2. Add filters such as Procedure Group/Type, Census Region, Facility, Year, Bed Size to narrow your search

3. Additional filters can be added using drawing tools to narrow territory

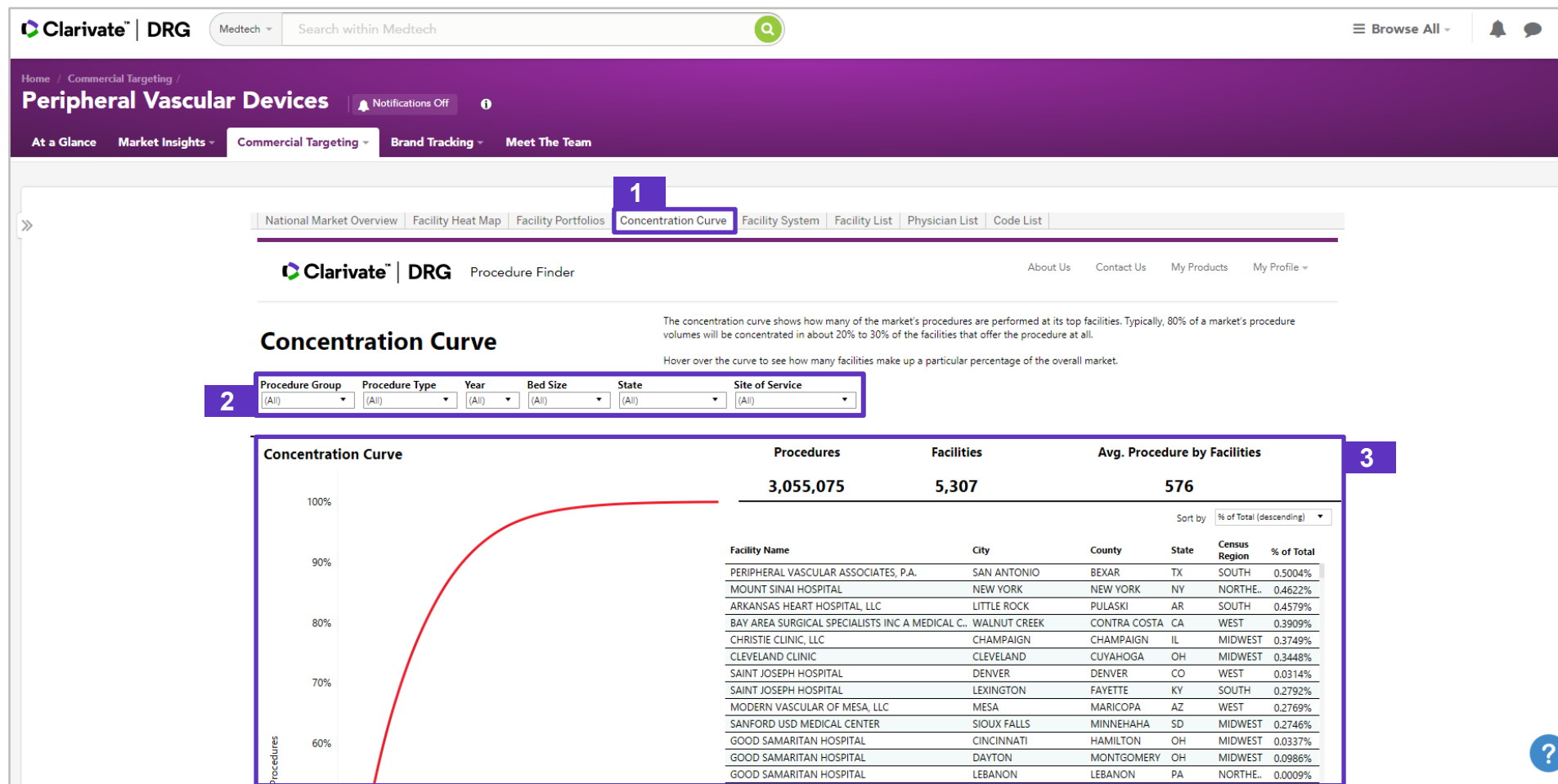
Facility Portfolios Dashboard



1. The Facility Portfolios dashboard provides procedure volume or share views by procedure, group, service, insurance, provider, facility

2. Add Facility, Site of Service and Year filters to narrow your focus

Concentration Curve Dashboard

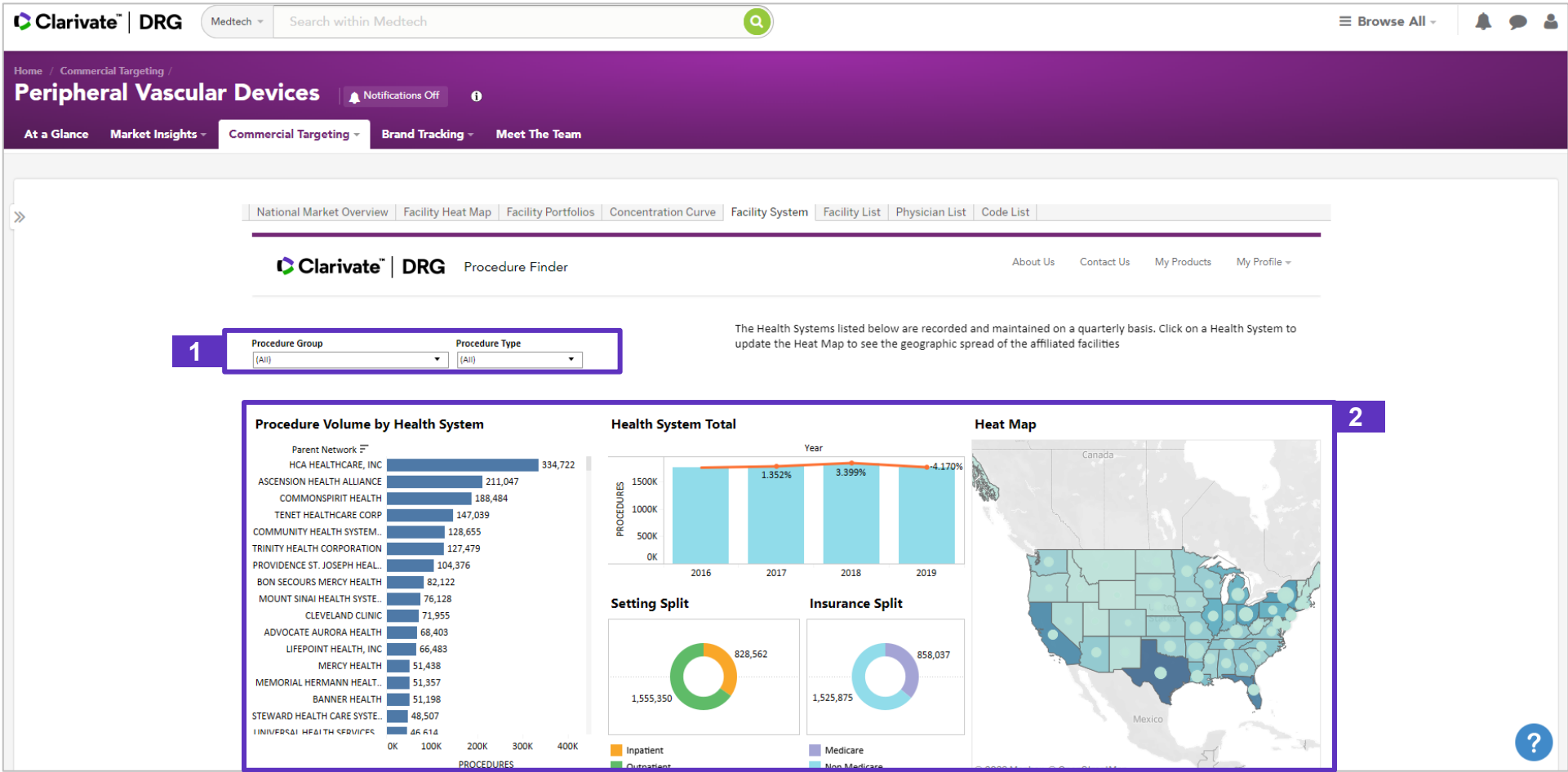


1. The Concentration Curve allows you to identify top facilities that have greater market share by procedure

2. Add Procedure Group/Type, Year, Bed Size and Geography filters to narrow your search

3. Hover over the curve or view the chart to see which facilities have higher volume share

Facility System Dashboard



1. Add Procedure Group/Type filters to narrow your search

2. Hover over visualizations for more information. Click on visualizations to filter and revert to clear filter.

Facility List Dashboard

Clarivate™ | DRG Medtech Search within Medtech

Home / Commercial Targeting / **Peripheral Vascular Devices** Notifications Off

At a Glance Market Insights Commercial Targeting Brand Tracking Meet The Team

National Market Overview Facility Heat Map Facility Portfolios Concentration Curve Facility System **Facility List** Physician List Code List

Clarivate™ | DRG Procedure Finder About Us Contact Us My Products My Profile

Facility List

1

Facility Name (All) Procedure (All) Procedure Type (All) City (All) County (All) State (All)

Facilities 5,307 Procedures 3,055,075

2 Sort by Procedures

3

Facility Name	Parent Network	State	Address	Beds	County	City	Urban Or Rural	Rank Change	Procedure Vol 2017	Procedure Vol 2018	Procedure Vol 2019	Procedure Vol 2020
PERIPHERAL VASCULAR ASSOCIATES, P.	NA	TX	5047 SHERRI AN.	NA	BEXAR	SAN ANTON..	NA	→	3,280	3,718	4,598	0
MOUNT SINAI HOSPITAL	MOUNT SINAI HEALTH SYSTEM INC	NY	ONE GUSTAVE L LEVY PLACE	1171	NEW YORK	NEW YORK	URBAN	↑	2,953	2,997	3,616	0
ARKANSAS HEART HOSPITAL, LLC	ARKANSAS HEART HOSPITAL LLC	AR	1701 S SHACKLEFORD ..	84	PULASKI	LITTLE ROCK	URBAN	↓	430	377	439	0
BAY AREA SURGICAL SPECIALISTS INC ..	NA	CA	2637 SHADELAN..	110	PULASKI	LITTLE ROCK	URBAN	↓	120	137	117	0
CHRISTIE CLINIC, LLC	NA	IL	101 W UNIVERSL	110	PULASKI	LITTLE ROCK	URBAN	↓	3,610	3,262	2,911	0
CLEVELAND CLINIC	CLEVELAND CLINIC	OH	9500 EUCLID AVENUE	1267	CONTRA C..	WALNUT CR..	NA	↑	2,919	2,879	3,311	0
SAINT JOSEPH HOSPITAL	CATHOLIC HEALTH L. KY	IL	101 W UNIVERSL	258	CHAMPAIGN	CHAMPAIGN	NA	↓	3,266	3,627	2,883	0
MODERN VASCULAR OF MESA, LLC	NA	AZ	535 E MCKELLIP..	473	CUYAHOGA	CLEVELAND	URBAN	↑	151	138	163	0
SANFORD USD MEDICAL CENTER	SANFORD HEALTH	SD	1305 W 18TH ST POST OFFICE BO..	545	CUYAHOGA	CLEVELAND	URBAN	↓	2,501	2,339	2,392	0
BATON ROUGE GENERAL MEDICAL CENTER	GENERAL HEALTH SYSTEM	LA	3600 FLORIDA BLVD	448	FAYETTE	LEXINGTON	URBAN	↓	34	59	49	0
				588	FAYETTE	LEXINGTON	URBAN	↓	2,089	2,412	2,026	0
					MINNEHAHA	SIOUX FALLS	URBAN	↓	1,759	2,429	3,053	0
					MINNEHAHA	SIOUX FALLS	URBAN	↓	145	87	74	0
					MINNEHAHA	SIOUX FALLS	URBAN	↓	2,599	1,922	1,114	0
					EAST BATO..	BATON ROU..	URBAN	↑	136	125	135	0
					EAST BATO..	BATON ROU..	URBAN	↓	1,961	1,918	1,692	0

1. Add Facility, Procedure and Geography filters to narrow your search

2. Sort by Facility, Procedure, Geography or Bed Count

3. Rank change arrows indicate upward (green), downward (red) or unchanged rank

Physician List Dashboard

Clarivate™ | DRG Medtech Search within Medtech Q Browse All Notifications Off

Home / Commercial Targeting / **Peripheral Vascular Devices** At a Glance Market Insights Commercial Targeting Brand Tracking Meet The Team

National Market Overview Facility Heat Map Facility Portfolios Concentration Curve Facility System Facility List **Physician List** Code List

Clarivate™ | DRG Procedure Finder About Us Contact Us My Products My Profile Physician Data Download

Physician List

1 **Facility Name** **Physician Name** **Procedure Group** **Procedure Type** **Facility State** **Physician Zip Code** **Year**

Facilities **Procedures**
5,280 3,048,699

2 Sort by Procedures

3

Physician Name	Facility Name	Facility Zip Code	PHONE_NUMBER	Facility State	Rank Change	Procedure Vol 2017	Procedure Vol 2018	Procedure Vol 2019	Procedure Vol 2020
SYED M HUSSAIN	CHRISTIE CLINIC, LLC	10338	(217) 366-8107	IL	↓	2,285	2,898	2,359	0
HAROLD A TABAIE	WEST REGIONAL CARDIOTHORACIC & ..	14060	(818) 577-9082	CA	↑	1,758	2,048	2,595	0
AMIEL MOSHFEGH	SOUTHERN CALIFORNIA VASCULAR IN..	14105	(424) 260-8474	CA	↑	1,340	2,374	2,720	0
NIRANJAN KUMAR MITTAL	NIRANJAN K MITTAL, PHYSICIAN, PLLC	01816	(718) 439-5111	NY	↓	1,589	1,520	1,190	0
STEVEN A HUTCHINSON	KANSAS HEART HOSPITAL	67226	(316) 682-2911	KS	↑	1,391	1,180	1,360	0
MOSES DESMOND DEGRAF..	THORVASC PA	05292	(850) 792-4722	FL	↑	1,205	1,372	1,649	0
WILLIAM P ENGLISH	PERIPHERAL VASCULAR ASSOCIATES, P..	12717	(210) 225-6508	TX	↑	1,266	971	1,200	0
PABLO M GUALA	SUNLITE MEDICAL ASSOCIATES INC	05478	(305) 822-0068	FL	↑	1,407	888	1,219	0
SETH HARLON FRITCHER	PERIPHERAL VASCULAR ASSOCIATES, P..	12717	(210) 614-7414	TX	↔	1,083	1,249	1,401	0
JUAN Y KURDI	CAPROCK CARDIOVASCULAR CENTER ..	12945	(806) 701-5858	TX	↓	1,688	1,479	1,468	0
IAN M CAWICH	ARKANSAS HEART HOSPITAL, LLC	72211	(501) 664-5860	AR	↑	1,280	1,116	1,224	0
RUSSELL C LAM	RUSSELL C LAM MD PA	12096	(214) 345-4160	TX	↓	1,185	1,060	1,037	0
SCOTT M BRANNAN	MODERN VASCULAR OF MESA, LLC	13632	(617) 726-8314	AZ	↑	976	1,127	1,503	0
WILLIAM H JULIEN	SOUTH FLORIDA VASCULAR ASSOCIAT..	05521	(954) 725-4141	FL	↓	1,199	1,361	1,187	0
PRAKASH KRISHNAN	MOUNT SINAI HOSPITAL	10029	(212) 241-5586	NY	↓	1,047	1,051	1,159	0
JEFFERY JAWN DORMU	MINIMALLY INVASIVE VASCULAR CENT..	03420	(301) 497-1590	MD	↑	867	1,047	1,352	0

?

1. Add Facility, Physician, Procedure and Geography filters to narrow your search

2. Sort by Facility, Procedure, Geography or Bed Count

3. Rank change arrows indicate upward (green), downward (red) or unchanged rank

Code List Dashboard

Clarivate™ | DRG Medtech Search within Medtech

Home / Commercial Targeting / **Peripheral Vascular Devices** Notifications Off

At a Glance Market Insights Commercial Targeting Brand Tracking Meet The Team

National Market Overview Facility Heat Map Facility Portfolios Concentration Curve Facility System Facility List Physician List **Code List**

Clarivate™ | DRG Procedure Finder About Us Contact Us My Products My Profile

Code List

1

Procedure (All) Code System (All) Code (All)

PROCEDURE_GROUP	PROCEDURE_TYPE	CODE	CODE_TYPE	DESCRIPTIONS
Atherectomy (Peripheral)	Atherectomy (Peripheral)	0238T	CPT	Transluminal peripheral atherectomy, open or percutaneous, including radiological supervision
Atherectomy (Peripheral)	Atherectomy (Peripheral)	37225	CPT	Revascularization, endovascular, open or percutaneous, femoral, popliteal artery(s), unilateral; w
Atherectomy (Peripheral)	Atherectomy (Peripheral)	37227	CPT	Revascularization, endovascular, open or percutaneous, femoral, popliteal artery(s), unilateral; w
Atherectomy (Peripheral)	Atherectomy (Peripheral)	37229	CPT	Revascularization, endovascular, open or percutaneous, tibial, peroneal artery, unilateral, initial
Atherectomy (Peripheral)	Atherectomy (Peripheral)	37231	CPT	Revascularization, endovascular, open or percutaneous, tibial, peroneal artery, unilateral, initial
Atherectomy (Peripheral)	Atherectomy (Peripheral)	37233	CPT	Revascularization, endovascular, open or percutaneous, tibial/peroneal artery, unilateral, each ac
Atherectomy (Peripheral)	Atherectomy (Peripheral)	37235	CPT	Revascularization, endovascular, open or percutaneous, tibial/peroneal artery, unilateral, each ac
Atherectomy (Peripheral)	Atherectomy (Peripheral)	I739	DX	Peripheral vascular disease, unspecified
Atherectomy (Peripheral)	Atherectomy (Peripheral)	I7025	DX	Atherosclerosis of native arteries of other extremities with ulceration
Atherectomy (Peripheral)	Atherectomy (Peripheral)	I7092	DX	Chronic total occlusion of artery of the extremities
Atherectomy (Peripheral)	Atherectomy (Peripheral)	I7389	DX	Other specified peripheral vascular diseases
Atherectomy (Peripheral)	Atherectomy (Peripheral)	I70201	DX	Unspecified atherosclerosis of native arteries of extremities, right leg
Atherectomy (Peripheral)	Atherectomy (Peripheral)	I70202	DX	Unspecified atherosclerosis of native arteries of extremities, left leg
Atherectomy (Peripheral)	Atherectomy (Peripheral)	I70203	DX	Unspecified atherosclerosis of native arteries of extremities, bilateral legs
Atherectomy (Peripheral)	Atherectomy (Peripheral)	I70208	DX	Unspecified atherosclerosis of native arteries of extremities, other extremity
Atherectomy (Peripheral)	Atherectomy (Peripheral)	I70209	DX	Unspecified atherosclerosis of native arteries of extremities, unspecified extremity
Atherectomy (Peripheral)	Atherectomy (Peripheral)	I70211	DX	Atherosclerosis of native arteries of extremities with intermittent claudication, right leg
Atherectomy (Peripheral)	Atherectomy (Peripheral)	I70212	DX	Atherosclerosis of native arteries of extremities with intermittent claudication, left leg
Atherectomy (Peripheral)	Atherectomy (Peripheral)	I70213	DX	Atherosclerosis of native arteries of extremities with intermittent claudication, bilateral legs

2

View: Original Alerts Share Download

1. Add Procedure, Code System and Code filters to narrow your search

2. Select Download at bottom right of screen to download report in several formats.

Procedure Finder Alerts or Support Requests

Clarivate™ | DRG

Medtech

Search within Medtech

Browse

1

Home /

My Favorite Topics

View My Notifications

Diseases & Other Topics

Medtech

Q Start typing a device or category

Aesthetics

Aesthetic Energy-Based Devices

Aesthetic Injectables

Breast Implants and Reconstructive Devices

Cosmetic Threads

Physician-Dispensed Cosmeceuticals

Cardiovascular

Ambulatory Electrocardiography Monitoring Devices

Cardiac Assist Devices

Clot Management Devices

Coronary Artery Bypass Graft Devices

Dialysis Access Treatment Devices

Electrophysiology Mapping and Ablation Devices

Heart Valve Devices

Hypertension Management Devices

Interventional Cardiology Devices

Neurovascular Devices

Peripheral Vascular Devices

Stroke Devices

Structural Heart Closure Devices

Transcatheter Embolization and Occlusion Devices

Varicose Vein Treatment Devices

Vascular Access Devices

Vascular Closure Devices

Imaging

My Favorites

Email Preferences

Email me when there is updated content or new content published matching my favorites

Save Settings

?

1. To request email alerts for Procedure Finder key updates, select the bell icon.

2. Select the medical device markets that you are subscribed to, select the “Email Preferences” checkbox, then select the “Save Settings” button.

3. If you have additional questions or training / support requests, select “Contact Us” located under the Resources & Updates “?” icon.

Clarivate™

© 2022 Clarivate. Clarivate and its logo, as well as all other trademarks used herein are trademarks of their respective owners and used under license.



Have a Question?

DRG.support@clarivate.com
clarivate.com

About Clarivate

Clarivate™ is a global leader in providing solutions to accelerate the lifecycle of innovation. Our bold mission is to help customers solve some of the world's most complex problems by providing actionable information and insights that reduce the time from new ideas to life-changing inventions in the areas of science and intellectual property. We help customers discover, protect and commercialize their inventions using our trusted subscription and technology-based solutions coupled with deep domain expertise. For more information, please visit clarivate.com.

© 2022 Clarivate. All rights reserved. Reproduction or redistribution of Clarivate content, including by framing or similar means, is prohibited without the prior written consent of Clarivate. Clarivate and its logo, as well as all other trademarks used herein are trademarks of their respective owners and used under license.