

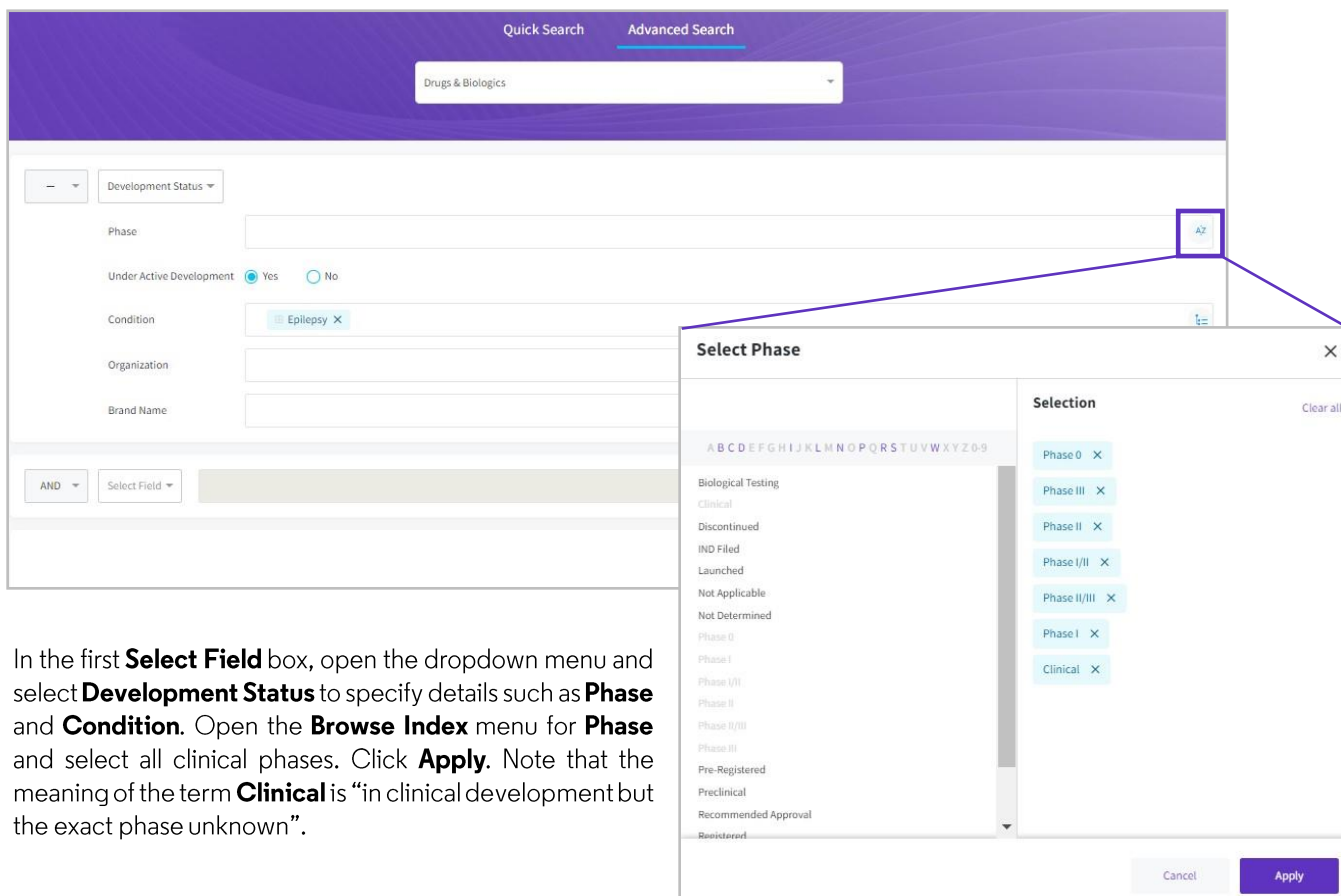
Retrieve specific, targeted search results using Advanced Search

Cortellis Drug Discovery Intelligence

Do you search for information, e.g. drugs & biologics, which meets your very specific criteria?

Clarivate Cortellis Drug Discovery Intelligence enables you to apply highly targeted search strategies and generate specific results using **Advanced Search**. **Example Scenario:** you would like to find all drugs & biologics that are currently being actively developed in clinical stages for epilepsy.

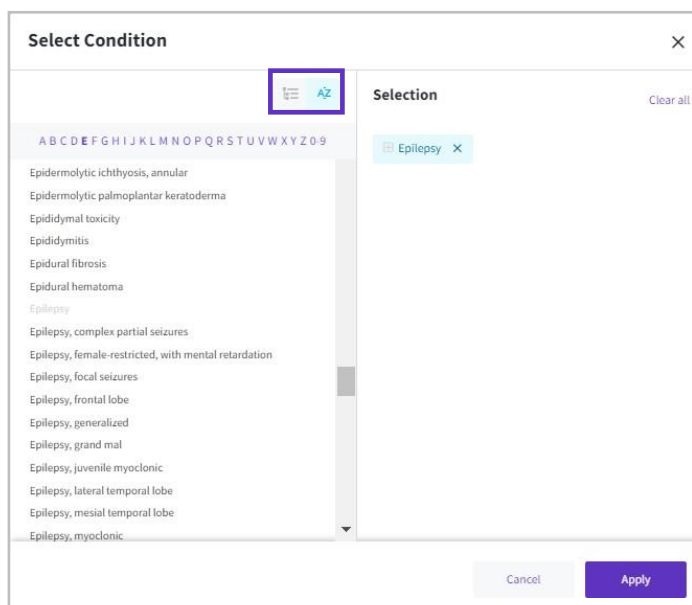
Select Knowledge Area of interest and desired search criteria:



The screenshot displays the 'Advanced Search' interface in the Clarivate Cortellis Drug Discovery Intelligence system. The top navigation bar includes 'Quick Search' and 'Advanced Search' tabs, with 'Advanced Search' being the active tab. Below the navigation bar is a search bar with the text 'Drugs & Biologics'. The main search area contains several filters: 'Development Status' (a dropdown menu), 'Phase' (a text input field), 'Under Active Development' (radio buttons for 'Yes' and 'No'), 'Condition' (a dropdown menu with 'Epilepsy' selected), 'Organization' (a text input field), and 'Brand Name' (a text input field). Below these filters is a 'Select Field' dropdown menu. A 'Select Phase' modal is open, showing a list of phases on the left and a 'Selection' list on the right. The 'Selection' list includes Phase 0, Phase III, Phase II, Phase I/II, Phase II/III, Phase I, and Clinical. The 'Apply' button is highlighted.

In the first **Select Field** box, open the dropdown menu and select **Development Status** to specify details such as **Phase** and **Condition**. Open the **Browse Index** menu for **Phase** and select all clinical phases. Click **Apply**. Note that the meaning of the term **Clinical** is “in clinical development but the exact phase unknown”.

Click on **Advanced Search** and select **Drugs & Biologics** knowledge area



Open the Browse Index menu for **Condition** and select **Epilepsy**. Click **Apply**. Notice you can search your condition term by ontology or by alphabetical order.

Finally, check **Yes** on **Under Active Development** to only retrieve those drugs and click on **Search** at the bottom right of the search window.

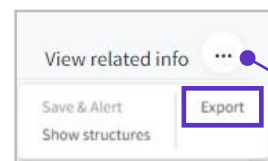
Results are returned as a **Product list**. You can navigate to related **Development Status** and **Milestones** with the respective tabs at the top of the page.

Tip: **Development Status** will have multiple lines of results per compound if there are multiple development programs that meet the search criteria. The **Product List** will have one result per compound regardless of the number of development programs there are.

| Product List | | | | | Development Status | Milestones |
|-----------------|---------------|------------|--------------|------------|---------------------|------------|
| ▼ Apply Filters | | | | | Sorted by relevance | |
| Entry Number | Highest Phase | Code Name | Generic Name | Brand Name | | |
| 1027162 | Phase I | CX-5395 | | | | |
| 960989 | Phase II | ACT-709478 | | | | |
| 954316 | Phase I | XEN-901 | | | | |

Export your results:

You can share your results with colleagues or work with them outside of Cortellis Drug Discovery Intelligence using the **Export** link under the **Options** menu at the top right of the results page.





The link will open the Export pop-up where you'll be able to specify the export **File Name**, the **File Format** (**Excel** or **SDF**) and the **fields** you wish to export. Once specified, click on **Export** to download the file to your computer.

Export

File Name:

File Format

☒ Excel ☐ SDF

Select the fields you wish to export for each record

Select All / Clear All

☒ Entry number

☒ Under Active Development

☒ Code name

☒ Brand name

☒ Therapeutic group

☒ Organization

☒ Structure

☒ Highest phase

☒ Generic name

☒ Product category

☒ Mechanism of action

Cancel

Export

For more information contact Customer Service at [**LS Product Support**](#)