

What's new in InCites?

Learn how recent enhancements help you confidently build your research strategy.

Measure your success. Multiply your impact.

Our mission is to help your organization thrive in today's research climate. We are committed to ongoing developments that help institutions use analytics to inform strategic planning, benchmark against peer institutions, demonstrate funding outcomes and optimize collaborations. With a focus on research integrity, effectiveness, and impact, we released several exciting enhancements to InCites Benchmarking & Analytics in 2024. Web of Science data refreshes are ongoing and occur at the end of every month.



Research Effectiveness

The research environment is increasingly complex. We provide efficient user experiences and improved workflows.



Research Integrity

Questionable publishing practices are on the rise. We provide content, data, and metrics you can trust.



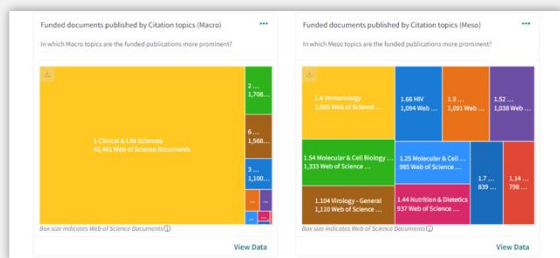
Research Impact

Demonstrating the value of research outcomes can be difficult. We provide ways to showcase an expanded view of impact.



Research Effectiveness

Improve your analysis speed and effectiveness by incorporating expanded capacity, enhanced flexibility and new report options.

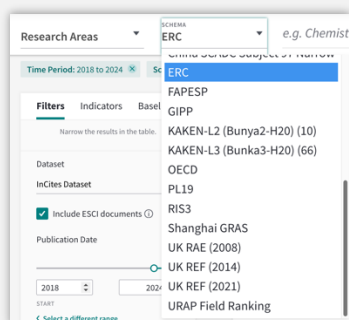
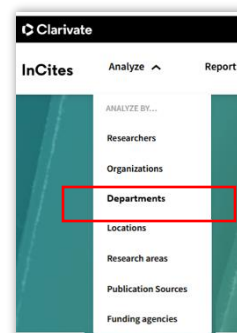


Funder Report

The new Funder Report was added early in 2024. It reduces the time required to produce a customized funding agencies analysis and instead delivers a full citation impact profile for each funder in a prebuilt report. With the Funder Report, easily conduct comparisons between funders when deciding on your funding proposal strategy.

Department data

Following the curation and unification of department-level data for over 25 million Web of Science records late in 2023, the Departments Analysis was made available in 2024 for InCites, allowing for deeper program-level analytics. Identify your institution's strengths by benchmarking against peers, define department-specific strategies and collaborations, and recruit the talent that complements your research programs.



New data schemas for ranking analysis

The European Research Council (ERC) pioneers EU research efforts and University Rankings by Academic Performance (URAP) produces global and national rankings annually. To facilitate improved analysis in alignment with ERC and URAP criteria, InCites Benchmarking & Analytics now includes these category schemas. This enhancement saves analysts time and streamlines reporting efforts.

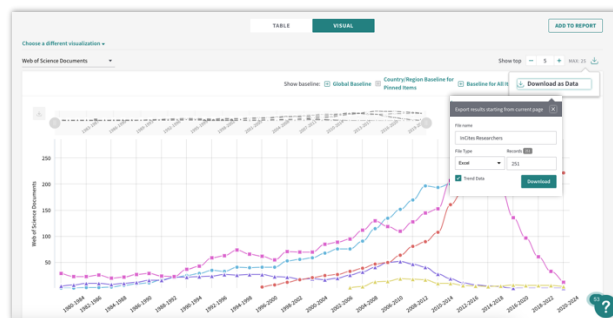
Percentile metrics change

The rank percentile calculation has been adjusted to display the percentile as the percentage of values below the given value. This change in calculation adjusts the formula from $\text{Rank} / \text{Total} * 100$ to the new calculation of $(\text{Rank} - 1) / \text{Total} * 100$. This change creates a consistent depiction of the data with minimal impact to users' data. This change went live July 26.

$$(\text{Rank} - 1) / \text{Total} * 100$$

Enhanced data export functionality

To support more versatile external analyses, additional enhancements have been made to the data download features. Users can now export data in Excel or CSV format with an increased maximum data limit of 50,000 records and 251 data points in the table view of trend data. Additionally, the 5-year trend graph data can also now be downloaded so users can further analyze their visual data trends over time.



Research Impact

Extend your reach, build your network, and showcase your accomplishments to peers, collaborators, and evaluators more easily.

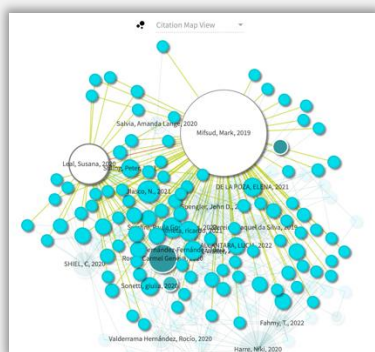
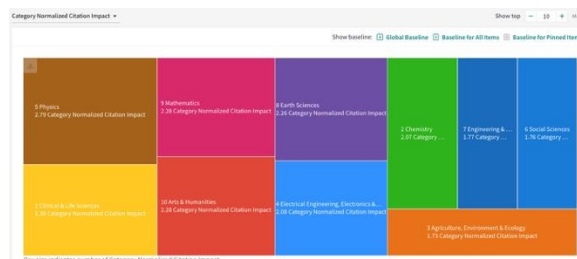


SDG 17 and methodology updates

SDG 17, Partnerships for the Goals, joined SDGs 1-16 in InCites this April. SDG 17 is focused on the means for implementing the other SDGs and applies the STRINGS queries developed in partnership with CWTS Leiden. Additionally, methodology improvements that include a more thorough expert review process are being applied during the annual categorization of citation topics.

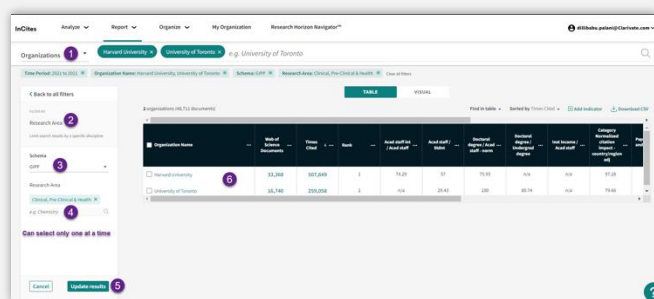
Citation Topics annual update

The 2024 Citation Topics schema went live in April. This update is part of the annual re-clustering based on document citations. The adjustments resulted in 12 new micro topics, 48 changes to micro topic labels and 4 micro topics mapped to new IDs. These annual updates keep content and data mapping current and relevant in accordance with research changes and trends.



Research Horizon Navigator

In May, Research Horizon Navigator™, a new AI-native module within InCites Benchmarking & Analytics™ was released. It empowers you to discover new topics emerging from published literature that point to where future breakthroughs are likely to occur. It is available to all InCites subscribers. Additional metrics were introduced in September; matched papers, matched core papers, matched co-citing papers, which allow for further contribution assessments against emerging topics.

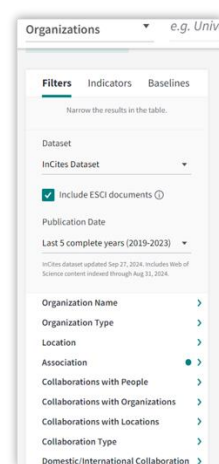


Reputation indicators by subject category

The Global Institution Profiles Project (GIPP) returns new reputation metrics from its survey results annually which are uploaded to InCites for analysis. This new enhancement makes it possible to evaluate those reputation indicators by subject category in the InCites Organizations analysis. Additionally access the reputation survey tiles in Organization Report within research performance and collaboration tabs.

U.S. Minority Serving Institution groups

In September additional U.S. Minority Serving Institutions (MSIs) groups were added into Associations within InCites to join those already present. Joining Historically Black Colleges and Universities (HBCU) and Hispanic-Serving Institutions (HSIS), are Asian American and Native American Pacific Islander Serving Institutions (AANAPISI), Predominantly Black Institutions (PBI), Native American Serving NonTribal Institutions (NASNTI), Alaskan Native or Native Hawaiian-Serving Institutions (ANNHSI), Tribal Colleges and Universities (TCU).



Research Integrity

Conduct responsible assessment exercises using publisher-neutral data and normalized metrics founded on research from the Institute for Scientific Information (ISI)™.

2023 Journal Citation Reports data release

The 2024 release for Journal Citation Reports™ took place on June 20 this year. In this release, rankings have been unified across categories to include journals from the Emerging Sources Citation Index™ (ESCI). The category-first approach simplifies journal performance assessment with a holistic view of all journals in each subject category. This 2023 data is available within InCites Benchmarking & Analytics so it can be analyzed using objective indicators.

